



**PARTS  
CATALOGUE  
CATALOGO  
DE REPUESTOS**

**F75CED'19** ( 6BCJ )

**F75CEHD'19** ( 6BCJ )

**F75CEHT'19** ( 6BCK )

**F75CET'19** ( 6BCK )

---

F75CED/F75CEHD  
F75CEHT/F75CET  
PARTS CATALOGUE  
©2019 by Yamaha Motor Co., Ltd.  
1st edition, June 2019  
All rights reserved.  
Any reprinting or unauthorized use  
without the written permission of  
Yamaha Motor Co., Ltd.  
is expressly prohibited.  
Printed in Japan.

F75CED/F75CEHD  
F75CEHT/F75CET  
CATALOGO DE REPUESTOS  
©2019 por Yamaha Motor Co., Ltd.  
1ª edición, junio 2019  
Todos los derechos reservados.  
Toda reproducción o uso no autorizado  
sin el consentimiento escrito de  
Yamaha Motor Co., Ltd.  
quedan expresamente prohibidos  
Impreso en Japón.

# FOREWORD

This Parts Catalogue is related to the parts for the model(s) on the cover page. When you are ordering replacement parts, please refer to this Parts Catalogue and quote both part numbers and part names correctly.

1. Modifications or additions which have been made after the issue of the Parts Catalogue will be announced in the Parts News.  
It is advisable that you make the necessary corrections to the Parts Catalogue according to the Parts News.

2. Abbreviations

The following abbreviations are used in this Parts Catalogue.

“UR” Use specified parts number.

“UN” Use as many as needed.

“AP” Alternate Parts

“LM” Locally Made (Parts need to be ordered locally)

“F#” Frame No. (Applicable machine No.)

“O/S” Over Size

3. The number of components for assembly

- Parts, which are to be supplied in an assembly, are listed with a dot (.) in front of the part name as shown below.
- The numeral appearing to the right of each component part indicates the quantity of parts for each assembly unit.

PART NO.	DESCRIPTION	Q'TY	REMARKS
2F5-83310-60	FRONT FLASHER LIGHT ASSY	2	
115-83311-60	.BULB (6V-18W)	1	

4. Applicable colours of graphics are represented in the “REMARKS” as shown below.

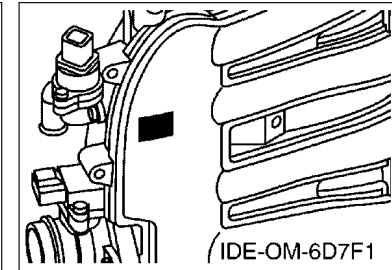
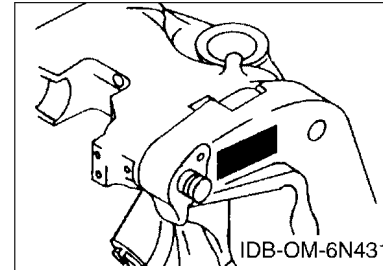
PART NO.	DESCRIPTION	Q'TY	REMARKS
2N4-24110-00-X5	FUEL TANK COMP.	2	MXR
3J1-24240-10	.GRAPHIC, FUEL TANK	1	FOR MXR

5. Note that the illustrations for reference in finding parts numbers are not to be used for assembling. When assembling, please use the applicable service manual.

6. The asterisk (\*) before a reference number indicates modified items after the first edition.

7. Applicable Serial No.

Engine Serial No.



8. Applicable Engine Starting Serial No.

Model	Serial No.	Model	Serial No.
F75C	6BC-1005348		

9. Applicable Colour Code

Abbreviation	Colour Name	Colour Code
DBN1	DARK BLUISH GRAY 1	008D

10. Quantity Column Information

Column No.	Name Of Q'ty Column	Applicable Model
1	ED	F75CED
2	EHD	F75CEHD
3	EHT	F75CEHT
4	ET	F75CET

# PROLOGO

Este catálogo de repuestos corresponde a las piezas para el o los modelos que figuran en la página de portada. Al formular el pedido de repuestos, se ruega citar este catálogo y especificar correctamente el número y el nombre de las piezas.

- Las modificaciones y agregados que se hayan realizado después de la edición de este Catálogo de Repuestos, serán anunciados en las Informaciones de Recambios. Es recomendable que se hagan las correcciones necesarias en el Catálogo de Repuestos de acuerdo con las Informaciones de Recambios.
- Abreviaciones  
En este. Catálogo de Repuestos se emplean las siguientes abreviaciones.  
 “UR” Usar el número de partes especificado  
 “UN” Usar la cantidad necesaria  
 “AP” Piezas sustitutivas  
 “LM” Fabricación local (Hay que pedir los repuestos en las cercanías)  
 “F#” N° de bastidor (N° aplicable a la máquina)  
 “O/S” Sobredimensionado
- La cantidad de componentes para el montaje
  - Los componentes, suministrados como conjunto, se describen con un punto (.) que precede al nombre del parte como se indica a continuación.
  - La numeración que aparece a la derecha de cada descripción indica la cantidad de partes por cada unidad de conjunto.

CODIGO N°	DESCRIPCION	CANT.	OBSERVACIONES
2F5-83310-60	ENSAMBLAJE DE LA LUZ	2	
115-83311-60	.BOMBILLA (6V-18W)	1	

- Los colores de los componentes se indican como sigue en la columna de “OBSERVACIONES”.

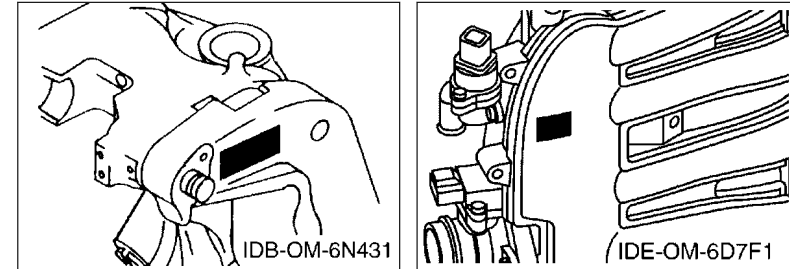
CODIGO N°	DESCRIPCION	CANT.	OBSERVACIONES
2N4-24110-00-X5	COMP. DEL TANQUE	2	MXR
3J1-24240-10	.GRAFICO, DEL TANQUE	1	PARA MXR

- Debe tenerse en cuenta que las ilustraciones sirven como guía para la búsqueda de los números de partes y no deben usarse para el montaje. Durante el montaje, se recomienda usar el manual de taller correspondiente.

- EL asterisco (\*) antes del número de referencia indica los elementos modificados después de la primera edición.

- Números de serie

N° de Serie del motor



- Números de serie del motor

Modelo	N° de serie	Modelo	N° de serie
F75C	6BC-1005348		

- Códigos de color aplicables

Abreviatura	Nombre de color	Código de color
DBN1	DARK BLUISH GRAY 1	008D

- Información para la columna de cantidades

Columna N°	Nombre de la columna de cantidades	Modelo aplicable
1	ED	F75CED
2	EHD	F75CEHD
3	EHT	F75CEHT
4	ET	F75CET

# CONTENTS

SCHEDULED SERVICE PARTS.....	1
TOP COWLING.....	2
CYLINDER & CRANKCASE 1.....	3
CRANKSHAFT & PISTON.....	5
CYLINDER & CRANKCASE 2.....	6
VALVE.....	8
INTAKE 1.....	10
INTAKE 2.....	11
INTAKE 3.....	12
FUEL INJECTION PUMP 1.....	13
FUEL INJECTION PUMP 2.....	14
FUEL.....	15
GENERATOR.....	17
ELECTRICAL 1.....	18
ELECTRICAL 2.....	19
ELECTRICAL 3.....	21
ELECTRICAL 4.....	22
STARTING MOTOR.....	23
BOTTOM COWLING.....	25
STEERING 1.....	27
STEERING 2.....	30
STEERING 3.....	31
STEERING FRICTION.....	32
CONTROL.....	33
BRACKET 1.....	35
BRACKET 2.....	37
BRACKET 3.....	38
BRACKET 4.....	40
POWER TRIM & TILT ASSY 1.....	42
POWER TRIM & TILT ASSY 2.....	45
UPPER CASING.....	46
OIL PAN.....	48
LOWER CASING & DRIVE 1.....	49
LOWER CASING & DRIVE 2.....	53
FUEL TANK.....	55
STEERING GUIDE.....	56
REMOTE CONTROL BOX.....	57
REMOTE CONTROL ASSY 1.....	58
REMOTE CONTROL ASSY 2.....	61
METER.....	64

REPAIR KIT 1.....	65
REPAIR KIT 2.....	66

## INDEX

NUMERICAL INDEX.....	68
----------------------	----

# CONTENIDO

PARTES DE REPUESTO TEMPORALES.....	1
SOPORTE SUPERIOR.....	2
CILINDRO & CARTER 1.....	3
CIGUENAL & PISTON.....	5
CILINDRO & CARTER 2.....	6
VALVULA.....	8
ADMISION 1.....	10
ADMISION 2.....	11
ADMISION 3.....	12
BOMBA DE INYECTOR 1.....	13
BOMBA DE INYECTOR 2.....	14
COMBUSTIBLE.....	15
GENERADOR.....	17
EQUIPO ELECTRICO 1.....	18
EQUIPO ELECTRICO 2.....	19
EQUIPO ELECTRICO 3.....	21
EQUIPO ELECTRICO 4.....	22
MOTOR DE ARRANQUE.....	23
CUBIERTA INFERIOR.....	25
DIRECCION 1.....	27
DIRECCION 2.....	30
DIRECCION 3.....	31
FRICCION DE DIRECCION.....	32
CONTROL.....	33
SOPORTE 1.....	35
SOPORTE 2.....	37
SOPORTE 3.....	38
SOPORTE 4.....	40
COMPONER Y PODER VARILLA 1.....	42
COMPONER Y PODER VARILLA 2.....	45
FUNDA SUPERIOR.....	46
OIL PAN.....	48
IMPULSOR E INFERIOR 1.....	49
IMPULSOR E INFERIOR 2.....	53
DEPOSITO DE COMBUSTIBLE.....	55
DIRECCIONGUIAR.....	56
CONTROL REMOTO COMPLETO.....	57
CONTROL REMOTO COMPL 1.....	58
CONTROL REMOTO COMPL 2.....	61
MEDIDOR.....	64

ESTUCHE REPARATION 1.....	65
ESTUCHE REPARATION 2.....	66

## INDICE

INDICE NUMERICO.....	68
----------------------	----

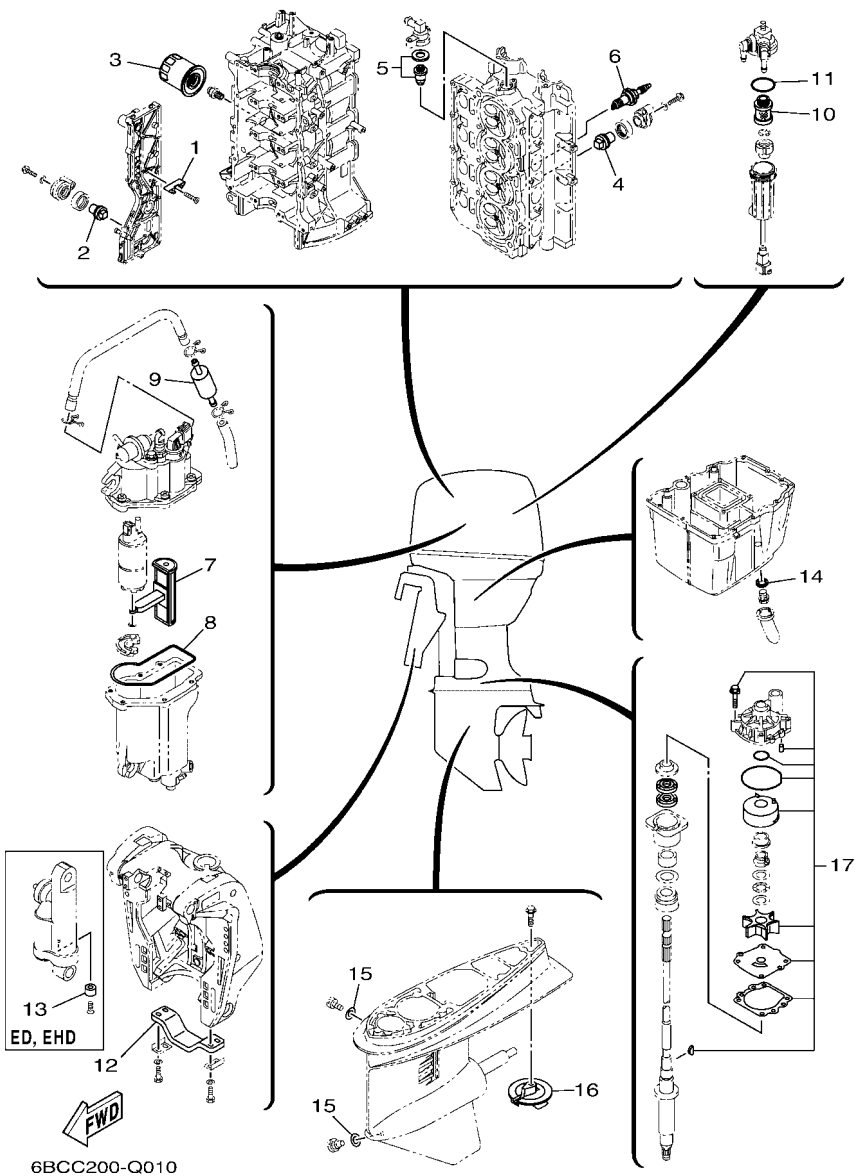
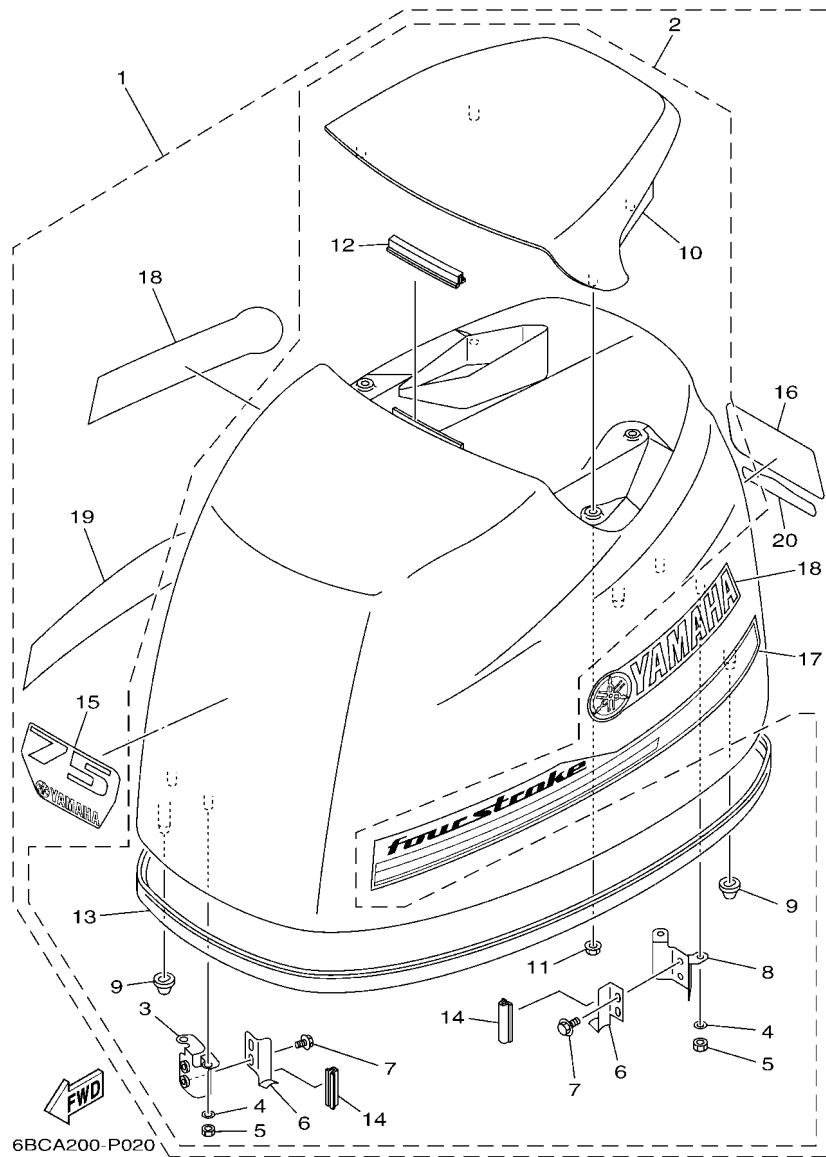


FIG. 1 SCHEDULED SERVICE PARTS

PARTES DE REPUESTO TEMPORALES

REF. NO.	PART NO. CODIGO N°	DESCRIPTION DESCRIPCION	ED	EHD	EHT	ET	REMARKS OBSERVACIONES
1	6E5-11325-00	ANODE ANODO	3	3	3	3	
2	67F-11325-01	ANODE ANODO	1	1	1	1	
3	5GH-13440-70	ELEMENT ASSY, OIL CLEANER ELEMENTO FILTRO DE ACEITE	1	1	1	1	
4	67F-11325-01	ANODE ANODO	2	2	2	2	
5	67F-12411-01	THERMOSTAT TERMOSTAT	1	1	1	1	
6	94702-00391	PLUG, SPARK (NGK LFR5A-11) BUJIA (NGK LFR5A-11)	4	4	4	4	
7	6C5-13915-00	FILTER FILTRO	1	1	1	1	
8	6C5-14984-10	GASKET, FLOAT CHAMBER EMPAQUE CAMARA DE BOIA	1	1	1	1	
9	6C5-24251-00	STRAINER 1 COLADOR 1	1	1	1	1	
10	6D8-24563-00	ELEMENT, FILTER ELEMENTO DEL FILTRO	1	1	1	1	
11	6D8-24564-00	GASKET EMPAQUE	1	1	1	1	
12	6G5-45251-02	ANODE CATODE	1	1	1	1	
13	663-45251-00	ANODE CATODE	1	1			
14	90430-14M09	GASKET JUNTA	1	1	1	1	
15	90430-08003	GASKET JUNTA	2	2	2	2	
16	6E5-45371-01	TAB-TRIM QUILLA ESTABILIZADOR	1	1	1	1	
17	60C-W0078-00	WATER PUMP REPAIR KIT ESTUCHE REPARACION BOMBA AGUA	1	1	1	1	



6BCA200-P020

FIG. 2 TOP COWLING

SOPORTE SUPERIOR

REF. NO.	PART NO. CODIGO N°	DESCRIPTION DESCRIPCION	ED	EHD	EHT	ET	REMARKS OBSERVACIONES
1	6BC-42610-31	TOP COWLING ASSY SOPORTE SUPERIOR COMPL.	1	1			
	6BC-42610-41	TOP COWLING ASSY SOPORTE SUPERIOR COMPL.			1	1	
2	6BC-4261A-01	.TOP COWLING W/O GRAPHICS .SOPORTE SUPERIOR SIN GRAFICOS	1	1	1	1	
3	67F-42647-00	..HOLDER, CLAMP BAND ..MORDAZA DE ABRAZADERA	1	1	1	1	
4	92990-06100	..WASHER, SPRING ..ARANDELA PLANA	4	4	4	4	
5	95380-06600	..NUT, HEXAGON ..TUERCA	4	4	4	4	
6	68V-42652-00	..HOOK ..GANCHO	2	2	2	2	
7	97E95-06512	..BOLT, HEXAGON W/W DEEP RECESS ..TORNILLO HEXAGONAL CON RONDONA	4	4	4	4	
8	67F-42649-00	..HOLDER, CLAMP BAND ..MORDAZA DE ABRAZADERA	1	1	1	1	
9	67F-42662-00	..DAMPER ..AMORTIGUADOR	3	3	3	3	
10	67F-42613-00-8D	..MOLDING, AIR DUCT ..MOLDURA CONDUCTO AIRE	1	1	1	1	
11	90179-06M24	..NUT ..TUERCA	4	4	4	4	
12	61N-42628-00	..SEAL ..SELLO DE GOMA	1	1	1	1	
13	67F-42615-00	..SEAL ..SELLO	1	1	1	1	
14	67F-42628-00	..SEAL ..SELLO DE GOMA	2	2	2	2	
15	6BC-42677-00	..GRAPHIC, FRONT ..CALCAMONIA FRONTAL	1	1	1	1	
16	6BC-42678-10	..GRAPHIC, REAR ..CALCAMONIA TRASERA	1	1			
	6BC-42678-20	..GRAPHIC, REAR ..CALCAMONIA TRASERA			1	1	
17	60C-42675-10	..GRAPHIC, SIDE 1 ..CALCAMONIA LATERAL 1	1	1	1	1	
18	60C-42681-10	..MARK, COWLING ..MARCA DE CUBIERTA	2	2	2	2	
19	60C-42676-10	..GRAPHIC, SIDE 2 ..CALCAMONIA LATERAL 2	1	1	1	1	
20	6AJ-4267A-00	..GRAPHIC, REAR 2 ..CALCAMONIA TRASERA 2	1	1	1	1	



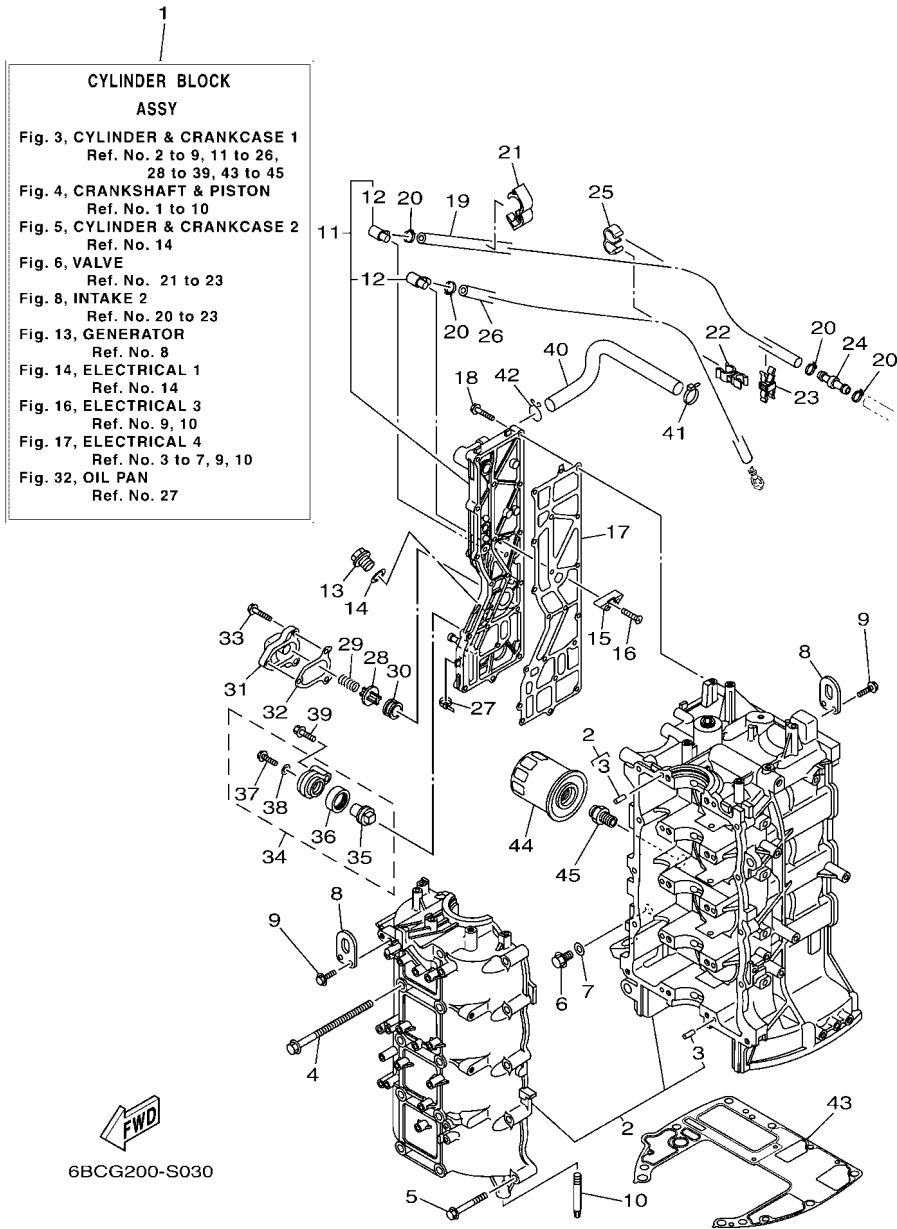


FIG. 3 CYLINDER & CRANKCASE 1

CILINDRO & CARTER 1

REF. NO.	PART NO. CODIGO N°	DESCRIPTION DESCRIPCION	EQ	EHD	EHT	ET	REMARKS OBSERVACIONES
1	6BC-W009B-06-9S	CYLINDER BLOCK ASSY CILINDRO BLOQUE COMPLETO	1	1	1	1	
2	6D8-15100-02	CRANKCASE ASSY CARTER COMPLETO	1	1	1	1	
3	93606-12019	.PIN, DOWEL .PASADOR DE CLAVIJA	10	10	10	10	
4	90119-10M88	BOLT, WITH WASHER TORNILLO CON ARANDELA	10	10	10	10	
5	90119-08M66	BOLT, WITH WASHER TORNILLO CON ARANDELA	10	10	10	10	
6	90340-14M06	PLUG, STRAIGHT SCREW TORNILLO, DE DRENAJE	1	1	1	1	
7	90430-14115	GASKET JUNTA	1	1	1	1	
8	62Y-11119-00	HANGER, ENGINE SOPORTE DEL MOTOR	2	2	2	2	
9	97E95-06520	BOLT, HEXAGON W/W DEEP RECESS TORNILLO HEXAGONAL CON RONDONA	4	4	4	4	
10	67F-15142-00	GUIDE 1 GUIA 1.	2	2	2	2	
11	6D8-41113-51-9S	OUTER COVER, EXHAUST CUBOERTA EXTERIOR DE ESCAPE	1	1	1	1	
12	676-11372-00	.NIPPLE, HOSE .NIPLE DE MANGUERA	2	2	2	2	
13	90340-18M09	PLUG, STRAIGHT SCREW TORNILLO, DE DRENAJE	1	1	1	1	
14	90201-186F1	WASHER, PLATE ARANDELA PLANA	1	1	1	1	
15	6E5-11325-00	ANODE ANODO	3	3	3	3	
16	98780-04016	SCREW, FLAT HEAD TORNILLO, CABEZA PLANA	3	3	3	3	
17	67F-41114-A2	GASKET, EXHAUST OUTER COVER EMPAQUE	1	1	1	1	
18	90119-06MA4	BOLT, WITH WASHER TORNILLO CON ARANDELA	18	18	18	18	
19	6D8-42541-00	PIPE 1 TUBO 1	1	1	1	1	
20	90465-11M10	CLAMP BRIDA	4	4	4	4	
21	90464-18004	CLAMP BRIDA	1	1	1	1	
22	90464-10010	CLAMP BRIDA	1	1	1	1	
23	90464-11009	CLAMP BRIDA	1	1	1	1	
24	6D8-24378-00	PIPE, JOINT 3 TUBO DE UNION 3	1	1	1	1	
25	90464-09M31	CLAMP BRIDA	1	1	1	1	
26	68V-42541-20	PIPE 1 TUBO 1	1	1	1	1	
27	90465-11M10	CLAMP BRIDA	1	1	1	1	

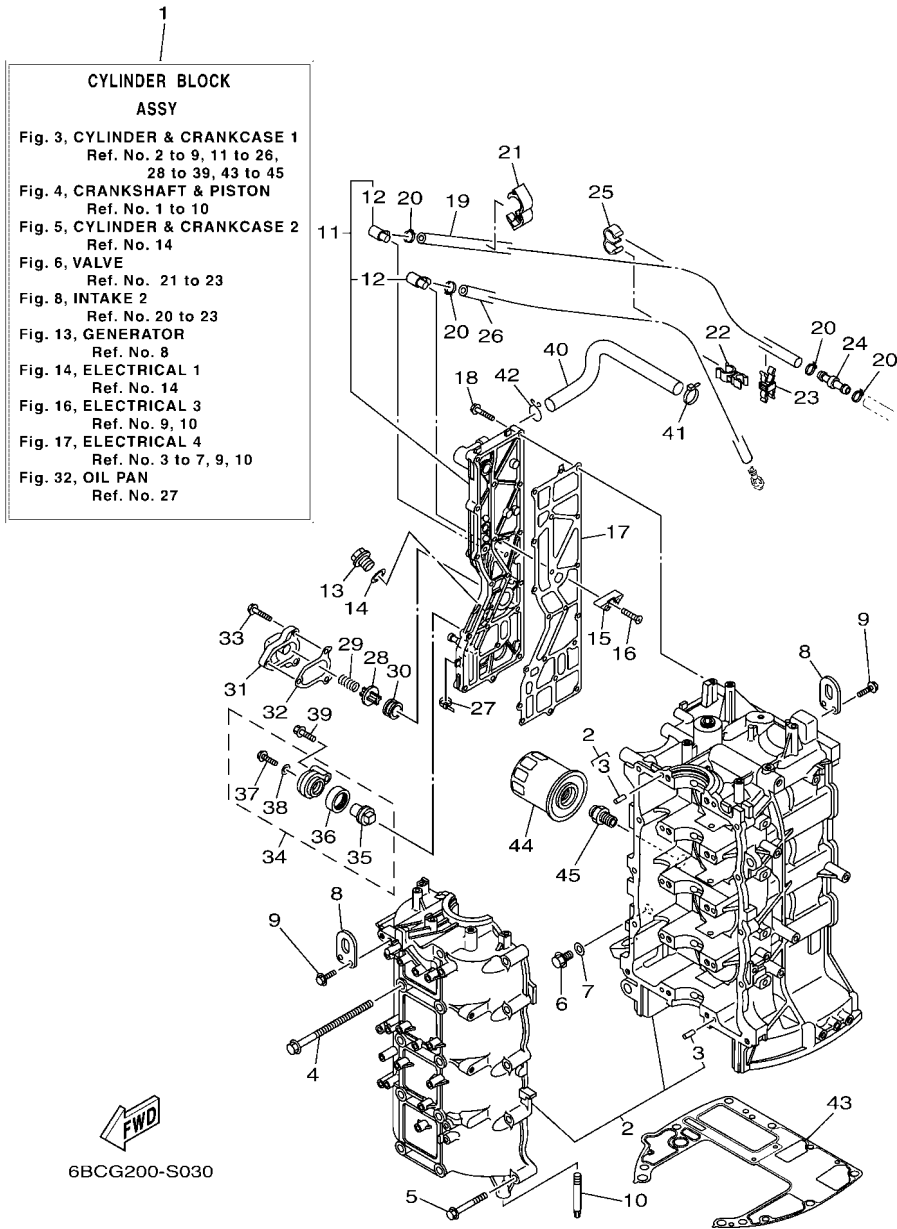


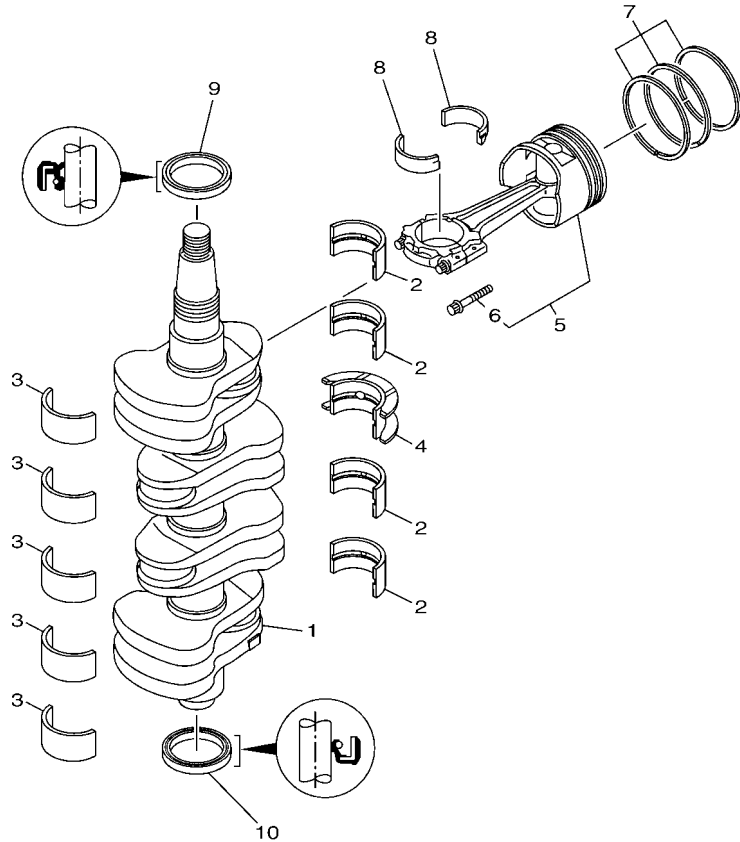
FIG. 3 CYLINDER & CRANKCASE 1

CILINDRO & CARTER 1

REF. NO.	PART NO. CODIGO N°	DESCRIPTION DESCRIPCION	ED	EHD	EHT	ET	REMARKS OBSERVACIONES
28	6G5-12416-00	VALVE, PRESSURE CONTROL VALVULA DE CONTROL DE PRESION	1	1	1	1	
29	90501-16M11	SPRING, COMPRESSION RESORTE DE COMPRESION	1	1	1	1	
30	90480-20M05	GROMMET TAPON	1	1	1	1	
31	67F-1246A-A0-9S	COVER 1 CUBIERTA 1	1	1	1	1	
32	67F-12435-A0	GASKET EMPAQUE	1	1	1	1	
33	90119-06MA2	BOLT, WITH WASHER TORNILLO CON ARANDELA	3	3	3	3	
34	69J-11301-00	ANODE COVER ASSY CONJUNTO CUBIERTA DE ANODO	1	1	1	1	
35	67F-11325-01	.ANODE .ANODO	1	1	1	1	
36	67F-11328-00	.GROMMET, ANODE .TAPON	1	1	1	1	
37	90105-06M07	.BOLT, FLANGE .TORNILLO	1	1	1	1	
38	90430-06M03	.GASKET .JUNTA	1	1	1	1	
39	97E75-08540	BOLT, HEXAGON W/W DEEP RECESS TORNILLO HEXAGONAL CON RONDONA	1	1	1	1	
40	67F-1243A-00	HOSE 1 TUBO 1	1	1	1	1	
41	90465-11M59	CLAMP BRIDA	1	1	1	1	
42	90467-20M15	CLIP PRESILLA	1	1	1	1	
43	68V-11351-00	GASKET, CYLINDER JUNTA, DE CILINDRO	1	1	1	1	
44	5GH-13440-70	ELEMENT ASSY, OIL CLEANER ELEMENTO FILTRO DE ACEITE	1	1	1	1	
45	90401-20007	BOLT, UNION PERNO DE UNION	1	1	1	1	

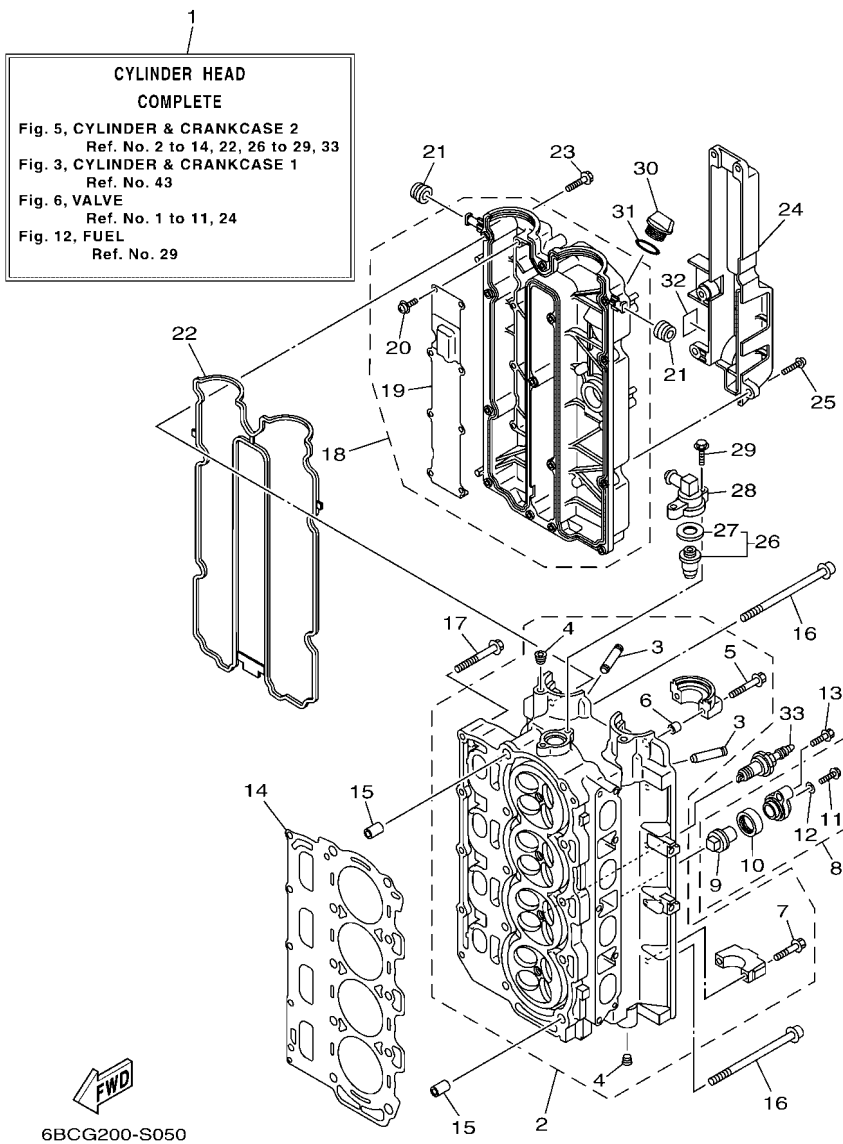
FIG. 4 CRANKSHAFT & PISTON

CIGUENAL & PISTON



REF. NO.	PART NO. CODIGO N°	DESCRIPTION DESCRIPCION	ED	EHD	EHT	ET	REMARKS OBSERVACIONES
1	6D8-11411-01	CRANKSHAFT CIGUENAL	1	1	1	1	
2	6D8-11416-00	PLANE BEARING, CRANKSHAFT 1 COJINETE PLANO 1	4	4	4	4	UR GREEN UR GREEN
	6D8-11416-10	PLANE BEARING, CRANKSHAFT 1 COJINETE PLANO 1	4	4	4	4	UR BLUE UR BLUE
	6D8-11416-20	PLANE BEARING, CRANKSHAFT 1 COJINETE PLANO 1	4	4	4	4	UR RED UR RED
3	6D8-11417-00	PLANE BEARING, CRANKSHAFT 2 COJINETE PLANO 2	5	5	5	5	UR YELLOW UR YELLOW
	6D8-11417-10	PLANE BEARING, CRANKSHAFT 2 COJINETE PLANO 2	5	5	5	5	UR GREEN UR GREEN
	6D8-11417-20	PLANE BEARING, CRANKSHAFT 2 COJINETE PLANO 2	5	5	5	5	UR BLUE UR BLUE
	6D8-11417-30	PLANE BEARING, CRANKSHAFT 2 COJINETE PLANO 2	5	5	5	5	UR RED UR RED
4	6D8-11418-00	PLANE BEARING, CRANKSHAFT 3 COJINETE PLANO 3	1	1	1	1	UR GREEN UR GREEN
	6D8-11418-10	PLANE BEARING, CRANKSHAFT 3 COJINETE PLANO 3	1	1	1	1	UR BLUE UR BLUE
	6D8-11418-20	PLANE BEARING, CRANKSHAFT 3 COJINETE PLANO 3	1	1	1	1	UR RED UR RED
5	60C-W1164-20	PISTON/CON-ROD ASSY(STD) PISTON/BIELA COMPLETA(NORMA)	4	4	4	4	
	60C-W1164-30	PISTON/CON-ROD ASSY(0.25MM OS) PISTON/BIELA COMP. (0.25MM OS)	4	4	4	4	AP AP
6	K1C-A3275-00	.BOLT, CONNECTING ROD .TORNILLO DE BIELA	2	2	2	2	
7	60C-11603-10	PISTON RING SET (STD) JUEGO DE ANILLOS (NORMA)	4	4	4	4	
	60C-11604-10	PISTON RING SET (0.25MM O/S) JUEGO DE ANILLOS (0.25MM O/S)	4	4	4	4	AP AP
8	6D8-11656-00	PLANE BEARING, CONNECTING ROD COJINETE PLANO	8	8	8	8	UR YELLOW UR YELLOW
	6D8-11656-10	PLANE BEARING, CONNECTING ROD COJINETE PLANO	8	8	8	8	UR GREEN UR GREEN
	6D8-11656-20	PLANE BEARING, CONNECTING ROD COJINETE PLANO	8	8	8	8	UR BLUE UR BLUE
	6D8-11656-30	PLANE BEARING, CONNECTING ROD COJINETE PLANO	8	8	8	8	UR RED UR RED
9	93102-48008	OIL SEAL SELLO ACEITE	1	1	1	1	
10	93101-48001	OIL SEAL SELLO ACEITE	1	1	1	1	

6D67110-K030



**FIG. 5 CYLINDER & CRANKCASE 2**

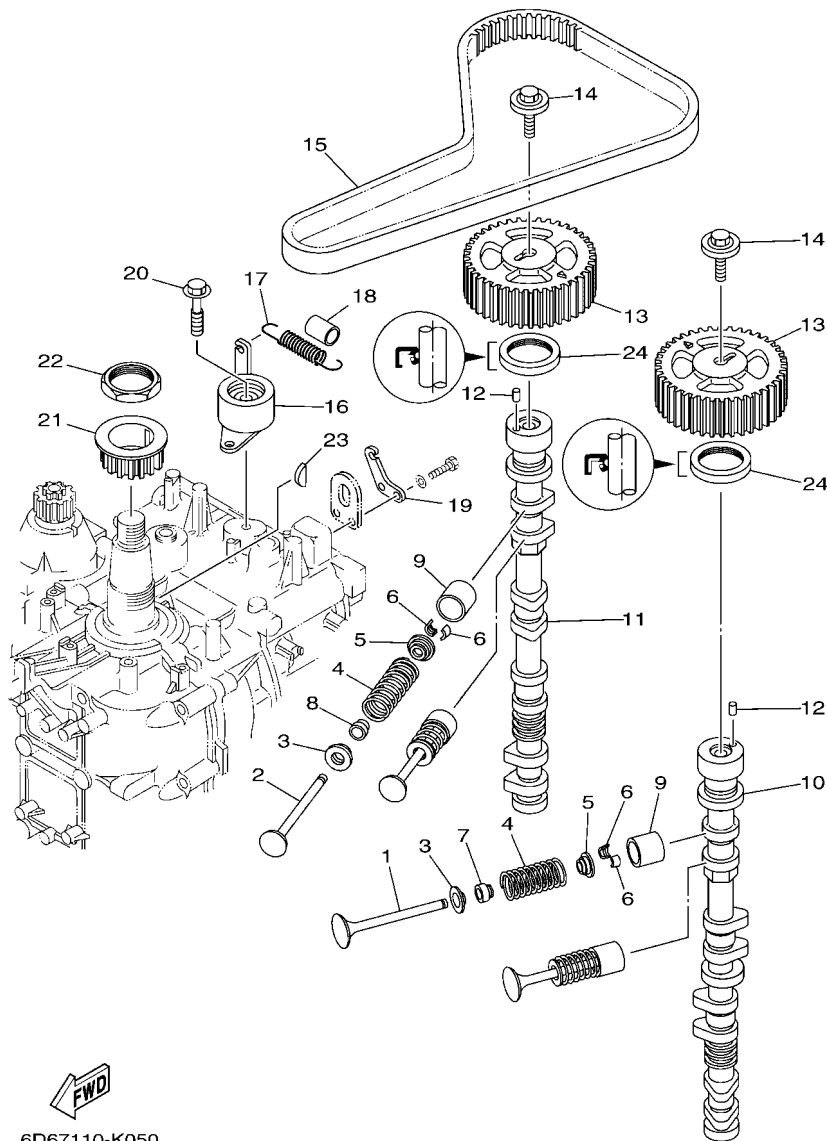
**CILINDRO & CARTER 2**

REF. NO.	PART NO. CODIGO N°	DESCRIPTION DESCRIPCION	ED	EHD	EHT	ET	REMARKS OBSERVACIONES
1	6D8-W009A-05-9S	CYLINDER HEAD COMPLETE CILINDRO CULATA COMPLETO	1	1	1	1	
2	6D8-11110-20-9S	CYLINDER HEAD ASSY CULATA DE CILINDRO COMPLETA	1	1	1	1	
3	67F-11133-10	.GUIDE, VALVE 1 .GUIA DE VALVULA 1	16	16	16	16	
4	90344-51019	.PLUG, TAPER SCREW .TAPON DE TORNILLO AHUSADO	4	4	4	4	
5	90119-07235	.BOLT/WASHER-CAM CAPS .TORNILLO CON ARANDELA	4	4	4	4	
6	91809-08006	.PIN, DOWEL .PASADOR DE CLAVIJA	4	4	4	4	
7	90119-07234	.BOLT, WITH WASHER .TORNILLO CON ARANDELA	16	16	16	16	
8	69J-11301-00	ANODE COVER ASSY CONJUNTO CUBIERTA DE ANODO	2	2	2	2	
9	67F-11325-01	.ANODE .ANODO	1	1	1	1	
10	67F-11328-00	.GROMMET, ANODE .TAPON	1	1	1	1	
11	90105-06M07	.BOLT, FLANGE .TORNILLO	1	1	1	1	
12	90430-06M03	.GASKET .JUNTA	1	1	1	1	
13	97E75-08540	BOLT, HEXAGON W/W DEEP RECESS TORNILLO HEXAGONAL CON RONDONA	2	2	2	2	
14	67F-11181-03	GASKET, CYLINDER HEAD 1 JUNTA, DE CULATA 1	1	1	1	1	
15	99530-14016	PIN, DOWEL PASADOR, DE ESPIGA	2	2	2	2	
16	90155-10005	SCREW, FLAT FILLISTER TORNILLO CABEZA PLANA RAN.	10	10	10	10	
17	90119-08M91	BOLT, WITH WASHER TORNILLO CON ARANDELA	5	5	5	5	
18	6D8-11191-01-9S	COVER, CYLINDER HEAD 1 TAPA CULATA DE CILINDRO 1	1	1	1	1	
19	67F-11168-00	.COVER, BREATHER .CUBIERTA RESPIRADERO	1	1	1	1	
20	97607-04208	.SCREW, WITH WASHER .TORNILLO CAB CON PLANA C/ARAN	8	8	8	8	
21	90480-12072	GROMMET TAPON	2	2	2	2	
22	6D8-11356-01	SEAL, CYLINDER 2 RETEN ACEITE CILINDRO 2	1	1	1	1	
23	97E95-06530	BOLT, HEXAGON W/W DEEP RECESS TORNILLO HEXAGONAL CON RONDONA	14	14	14	14	
24	67F-11192-01	COVER, CYLINDER HEAD 2 TAPA CULATA DE CILINDRO 2	1	1	1	1	
25	90119-06M79	BOLT, WITH WASHER TORNILLO CON ARANDELA	5	5	5	5	
26	67F-12411-01	THERMOSTAT TERMOSTAT	1	1	1	1	
27	67F-12412-00	.SEAL, THERMOSTAT .SELLO TERMOSTATO	1	1	1	1	



FIG. 6 VALVE

VALVULA

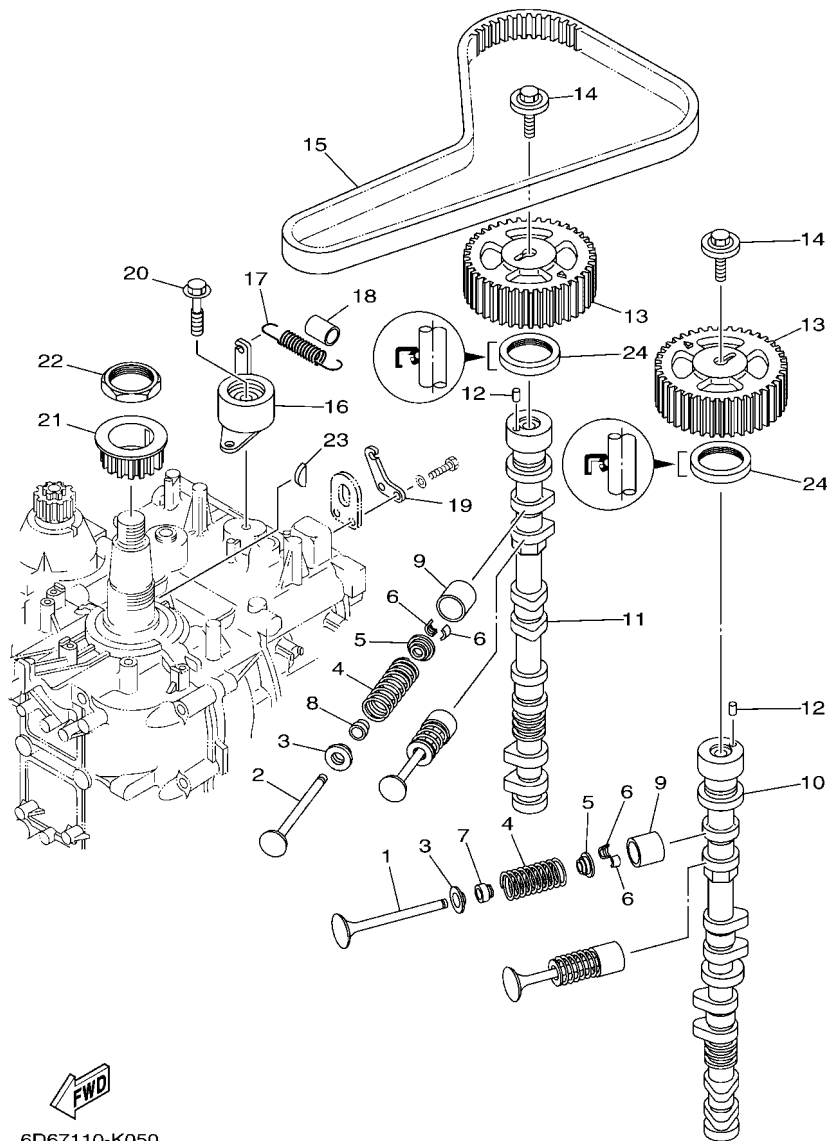


6D67110-K050

REF. NO.	PART NO. CODIGO N°	DESCRIPTION DESCRIPCION	ED	EHD	EHT	ET	REMARKS OBSERVACIONES
1	6D8-12111-00	VALVE, INTAKE VALVULA DE ADMISION	8	8	8	8	
2	6D8-12121-10	VALVE, EXHAUST VALVULA DE ESCAPE	8	8	8	8	
3	6D8-12116-00	SEAT, VALVE SPRING ASIENTO RESORTE DE VALVULA	16	16	16	16	
4	6D8-12113-00	SPRING, VALVE INNER RESORTE VALVULA INTERNA	16	16	16	16	
5	26H-12117-00	RETAINER, VALVE SPRING RETEN RESORTE DE VALVULA	16	16	16	16	
6	4G0-12118-00	COTTER, VALVE SEGURO DE VALVULA	32	32	32	32	
7	K0A-A3721-00	SEAL, VALVE STEM SELLO DE ACEITE VALVULA	8	8	8	8	
8	K0A-A3722-00	SEAL, VALVE STEM 2 SELLO DE ACEITE VALVULA 2	8	8	8	8	
9	6D8-12153-00	LIFTER, VALVE (12) LEVANTADOR DE VALVULA (12)	16	16	16	16	UR
	6D8-12153-10	LIFTER, VALVE (14) LEVANTADOR DE VALVULA (14)	16	16	16	16	UR
	6D8-12153-20	LIFTER, VALVE (16) LEVANTADOR DE VALVULA (16)	16	16	16	16	UR
	6D8-12153-30	LIFTER, VALVE (18) LEVANTADOR DE VALVULA (18)	16	16	16	16	UR
	6D8-12153-40	LIFTER, VALVE (20) LEVANTADOR DE VALVULA (20)	16	16	16	16	UR
	6D8-12153-50	LIFTER, VALVE (22) LEVANTADOR DE VALVULA (22)	16	16	16	16	UR
	6D8-12153-60	LIFTER, VALVE (24) LEVANTADOR DE VALVULA (24)	16	16	16	16	UR
	6D8-12153-70	LIFTER, VALVE (26) LEVANTADOR DE VALVULA (26)	16	16	16	16	UR
	6D8-12153-80	LIFTER, VALVE (28) LEVANTADOR DE VALVULA (28)	16	16	16	16	UR
	6D8-12153-90	LIFTER, VALVE (30) LEVANTADOR DE VALVULA (30)	16	16	16	16	UR
	6D8-12153-A0	LIFTER, VALVE (32) LEVANTADOR DE VALVULA (32)	16	16	16	16	UR
	6D8-12153-B0	LIFTER, VALVE (34) LEVANTADOR DE VALVULA (34)	16	16	16	16	UR
	6D8-12153-C0	LIFTER, VALVE (36) LEVANTADOR DE VALVULA (36)	16	16	16	16	UR
	6D8-12153-D0	LIFTER, VALVE (38) LEVANTADOR DE VALVULA (38)	16	16	16	16	UR
	6D8-12153-E0	LIFTER, VALVE (40) LEVANTADOR DE VALVULA (40)	16	16	16	16	UR
	6D8-12153-F0	LIFTER, VALVE (42) LEVANTADOR DE VALVULA (42)	16	16	16	16	UR
	6D8-12153-G0	LIFTER, VALVE (44) LEVANTADOR DE VALVULA (44)	16	16	16	16	UR
	6D8-12153-H0	LIFTER, VALVE (46) LEVANTADOR DE VALVULA (46)	16	16	16	16	UR
	6D8-12153-J0	LIFTER, VALVE (48) LEVANTADOR DE VALVULA (48)	16	16	16	16	UR

FIG. 6 VALVE

VALVULA

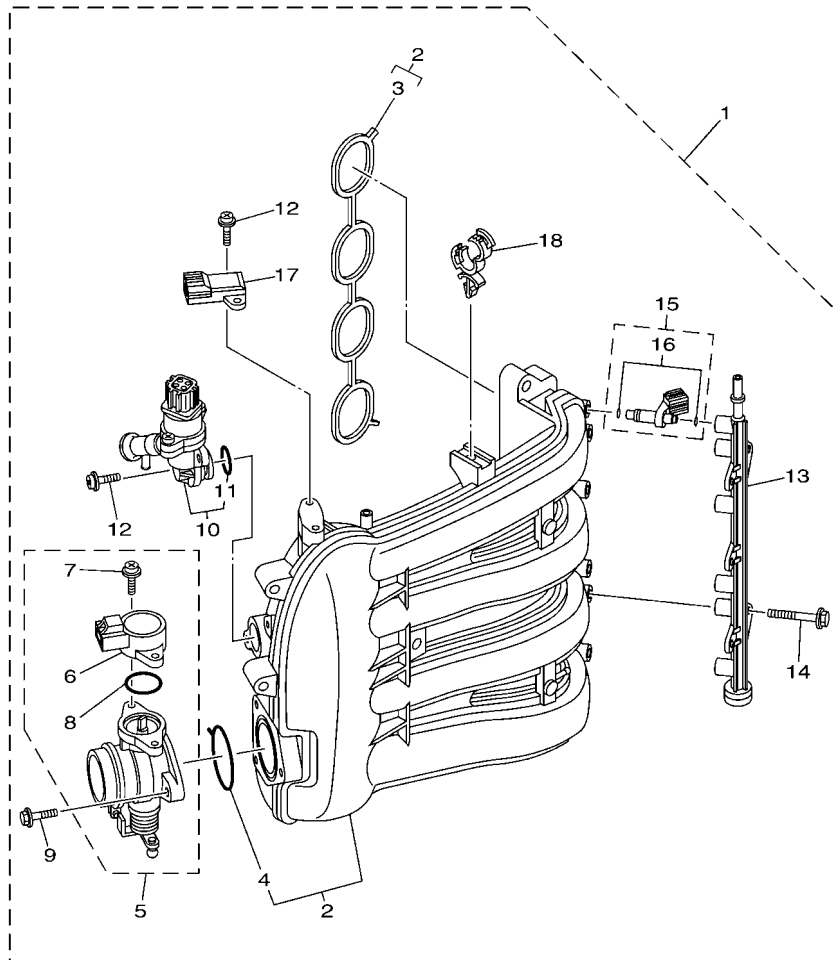


6D67110-K050

REF. NO.	PART NO. CODIGO N°	DESCRIPTION DESCRIPCION	ED	EHD	EHT	ET	REMARKS OBSERVACIONES
9	6D8-12153-K0	LIFTER, VALVE (50) LEVANTADOR DE VALVULA (50)	16	16	16	16	UR
	6D8-12153-L0	LIFTER, VALVE (52) LEVANTADOR DE VALVULA (52)	16	16	16	16	UR
	6D8-12153-M0	LIFTER, VALVE (54) LEVANTADOR DE VALVULA (54)	16	16	16	16	UR
	6D8-12153-N0	LIFTER, VALVE (56) LEVANTADOR DE VALVULA (56)	16	16	16	16	UR
	6D8-12153-P0	LIFTER, VALVE (58) LEVANTADOR DE VALVULA (58)	16	16	16	16	UR
	6D8-12153-R0	LIFTER, VALVE (60) LEVANTADOR DE VALVULA (60)	16	16	16	16	UR
	6D8-12153-S0	LIFTER, VALVE (62) LEVANTADOR DE VALVULA (62)	16	16	16	16	UR
	6D8-12153-T0	LIFTER, VALVE (64) LEVANTADOR DE VALVULA (64)	16	16	16	16	UR
	6D8-12153-U0	LIFTER, VALVE (66) LEVANTADOR DE VALVULA (66)	16	16	16	16	UR
	6D8-12153-V0	LIFTER, VALVE (68) LEVANTADOR DE VALVULA (68)	16	16	16	16	UR
10	6D8-12171-00	CAMSHAFT 1 ARBOL DE LEVAS 1	1	1	1	1	
11	6D8-12181-00	CAMSHAFT 2 ARBOL DE LEVAS 2	1	1	1	1	
12	93605-10108	PIN, DOWEL PASADOR DE CLAVIJA	2	2	2	2	
13	67F-11537-00	GEAR, DRIVEN ENGRANAJE TRACCION	2	2	2	2	
14	90119-10050	BOLT, WITH WASHER TORNILLO CON ARANDELA	2	2	2	2	
15	67F-46241-00	BELT CORREA	1	1	1	1	
16	67F-11590-00	TENSIONER ASSY TENSOR COMPLET	1	1	1	1	
17	90506-16M39	SPRING, TENSION RESORTE DE TENSION	1	1	1	1	
18	90445-15M03	HOSE (L23) TUBO (L23)	1	1	1	1	
19	67F-11595-00	PLATE, VALVE PLACA DE VALVULA	1	1	1	1	
20	90119-10M72	BOLT, WITH WASHER TORNILLO CON ARANDELA	1	1	1	1	
21	6D8-11536-01	GEAR, DRIVE ENGRANAJE TRACCION	1	1	1	1	
22	90170-40008	NUT TUERCA	1	1	1	1	
23	90280-04008	KEY, WOODRUFF CUNA WOODRUFF	1	1	1	1	
24	93102-38008	OIL SEAL SELLO ACEITE	2	2	2	2	

FIG. 7 INTAKE 1

ADMISION 1



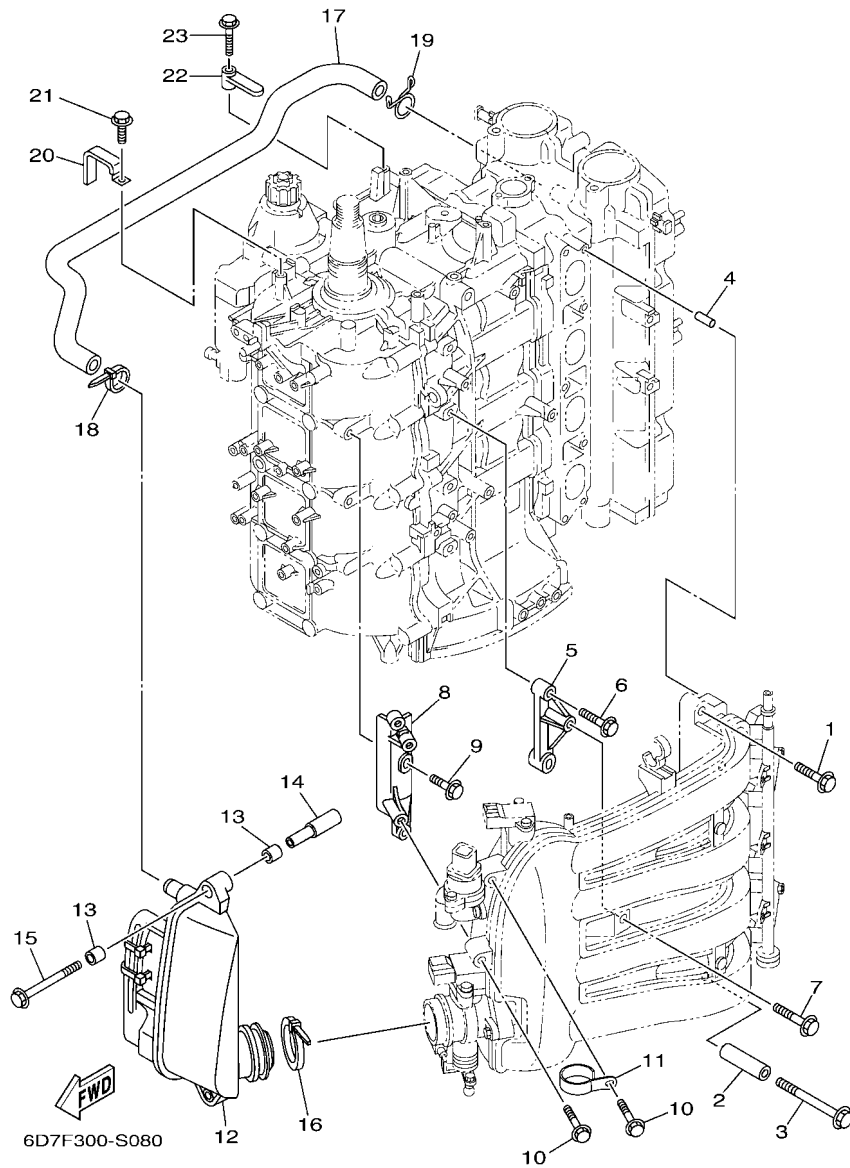
6D81100-D060

REF. NO.	PART NO. CODIGO N°	DESCRIPTION DESCRIPCION	ED	EHD	EHT	ET	REMARKS OBSERVACIONES
1	6D8-14200-01	INTAKE ASSY ADMISION COMPL.	1	1	1	1	
2	6D8-13641-01	.MANIFOLD, INTAKE 1 .CONECTOR DE ADMISION 1	1	1	1	1	
3	6D8-13645-00	.GASKET, MANIFOLD 1 .EMPAQUE	1	1	1	1	
4	6D8-13557-00	.GASKET .EMPAQUE	1	1	1	1	
5	6D8-13750-00	.THROTTLE BODY ASSY .CAJA DE ACELERADOR COMPL.	1	1	1	1	
6	6C5-85885-00	.THROTTLE SENSOR ASSY .TERMICA SENSORIO	1	1	1	1	
7	6C5-81145-00	.SCREW 1 .TORNILLO 1	2	2	2	2	
8	6C5-8182L-00	.O-RING 1 .ANILLO EN O	1	1	1	1	
9	6C5-14496-00	.BOLT .PERNO	3	3	3	3	
10	6D8-13105-01	.CONTROL VALVE ASSY .VALVULLA DE CONTROL COMPLET	1	1	1	1	
11	6C5-1319C-00	.O-RING .ANILLO O	1	1	1	1	
12	6C5-81146-10	.SCREW 2 .TORNILLO 2	4	4	4	4	
13	6D8-13161-00	.PIPE, DELIVERY 1 .TUBO CONDUCTOR 1	1	1	1	1	
14	6C5-14446-00	.BOLT .PERNO	2	2	2	2	
15	6D8-13761-00	.INJECTOR .INYECTOR	4	4	4	4	
16	6C5-1410B-00	.PACKING KIT .JUEGO DE EMPAQUE	1	1	1	1	
17	68F-83688-00	.SENSOR ASSY .SENSOR COMP.	1	1	1	1	
18	90464-18246	.CLAMP .BRIDA	1	1	1	1	

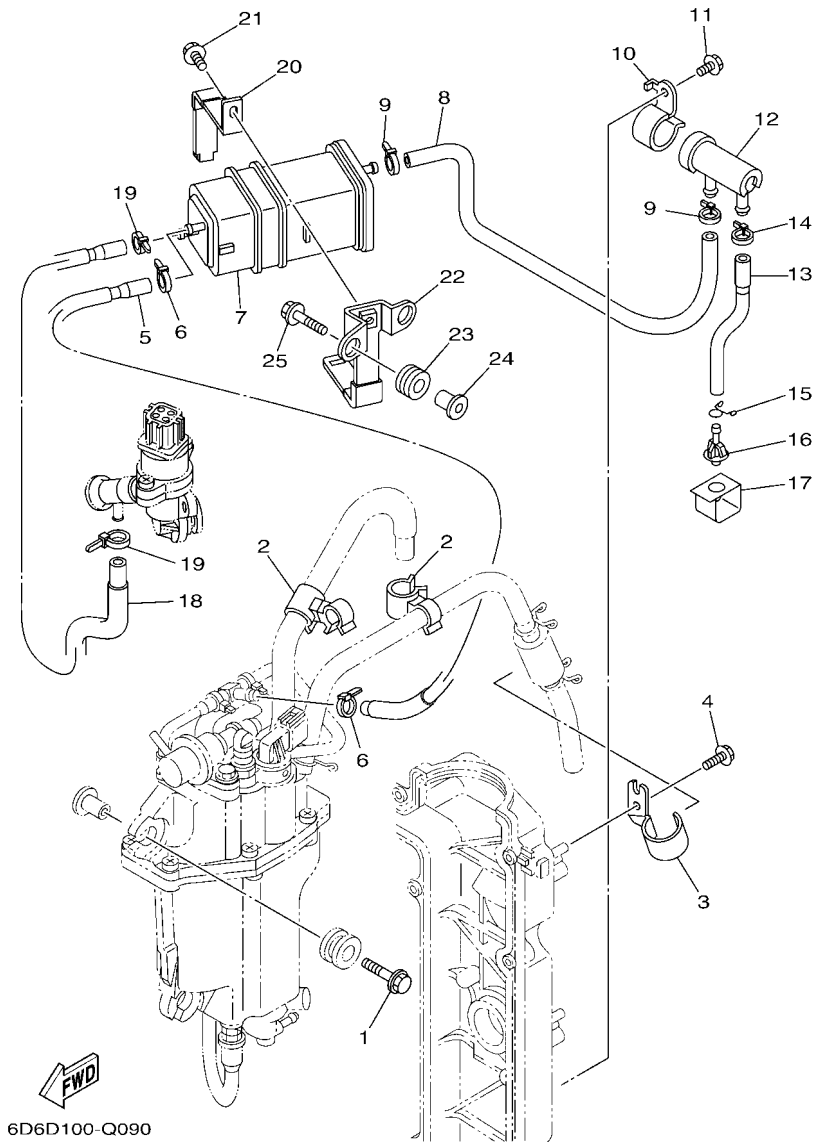


FIG. 8 INTAKE 2

ADMISION 2



REF. NO.	PART NO. CODIGO N°	DESCRIPTION DESCRIPCION	ED	EHD	EHT	ET	REMARKS OBSERVACIONES
1	90119-08069	BOLT, WITH WASHER TORNILLO CON ARANDELA	4	4	4	4	
2	90387-08033	COLLAR ESPACIADOR	1	1	1	1	
3	90119-08M03	BOLT, WITH WASHER TORNILLO CON ARANDELA	1	1	1	1	
4	91690-50014	PIN, SPRING PASADOR DE RESORTE	2	2	2	2	
5	6D8-14291-00	BRACKET 1 SOPORTE 1	1	1	1	1	
6	97E95-06530	BOLT, HEXAGON W/W DEEP RECESS TORNILLO HEXAGONAL CON RONDONA	2	2	2	2	
7	90119-06087	BOLT, WITH WASHER TORNILLO CON ARANDELA	1	1	1	1	
8	6D8-14292-00	BRACKET 2 SOPORTE 2	1	1	1	1	
9	97E95-06520	BOLT, HEXAGON W/W DEEP RECESS TORNILLO HEXAGONAL CON RONDONA	2	2	2	2	
10	90119-06087	BOLT, WITH WASHER TORNILLO CON ARANDELA	2	2	2	2	
11	6D8-13782-00	STAY SOPORTE	1	1	1	1	
12	6D6-14440-02	SILENCER ASSY, INTAKE SILENCIADOR COMPL DE ADMISION	1	1	1	1	
13	90386-08001	BUSH BUJE	4	4	4	4	
14	90387-07013	COLLAR ESPACIADOR	2	2	2	2	
15	90119-06113	BOLT, WITH WASHER TORNILLO CON ARANDELA	2	2	2	2	
16	90464-76001	CLAMP BRIDA	1	1	1	1	
17	6D8-15373-00	PIPE, BREATHER MANGUELA DE RESPIRADERO	1	1	1	1	
18	90465-11M59	CLAMP BRIDA	1	1	1	1	
19	90467-20M15	CLIP PRESILLA	1	1	1	1	
20	90465-12M03	CLAMP BRIDA	1	1	1	1	
21	97E95-06512	BOLT, HEXAGON W/W DEEP RECESS TORNILLO HEXAGONAL CON RONDONA	1	1	1	1	
22	6D8-82544-00	CLAMP GRAMPA	1	1	1	1	
23	95D95-06025	BOLT, FLANGE DEEP RECESS CERROJO, REBORDE HUECO PROFUND	1	1	1	1	



6D6D100-Q090

FIG. 9 INTAKE 3

ADMISION 3

REF. NO.	PART NO. CODIGO N°	DESCRIPTION DESCRIPCION	ED	EHD	EHT	ET	REMARKS OBSERVACIONES
1	90119-06M08	BOLT, WITH WASHER TORNILLO CON ARANDELA	3	3	3	3	
2	90464-15007	CLAMP BRIDA	2	2	2	2	
3	6D8-13428-01	BRACKET, STRAINER 1 SOPORTE COLADOR 1	1	1	1	1	
4	97E95-06512	BOLT, HEXAGON W/W DEEP RECESS TORNILLO HEXAGONAL CON RONDONA	1	1	1	1	
5	6D8-24314-01	PIPE 4 TUBO 4	1	1	1	1	
6	90465-11M10	CLAMP BRIDA	2	2	2	2	
7	69J-24170-00	CANISTER ASSY FRANJA DE DEPOSITO DE COMBUST.	1	1	1	1	
8	6D8-24315-00	PIPE 5 TUBO DE DESAGUE	1	1	1	1	
9	90465-11M10	CLAMP BRIDA	2	2	2	2	
10	6D8-2417H-01	CLAMP 1 GRAMPA 1	1	1	1	1	
11	97E95-06510	BOLT, HEXAGON W/W DEEP RECESS TORNILLO HEXAGONAL CON RONDONA	1	1	1	1	
12	69J-24502-00	FILTER, FUEL FIELTRO	1	1	1	1	
13	6D8-24316-00	PIPE 6 TUBO 6	1	1	1	1	
14	90465-11M10	CLAMP BRIDA	1	1	1	1	
15	90467-09M03	CLIP PRESILLA	1	1	1	1	
16	69J-44391-00	NIPPLE, HOSE NIPLE MANGUERA	1	1	1	1	
17	6D8-2413X-01	PLATE PLACA	1	1	1	1	
18	6D8-24317-01	PIPE 7 TUBO 7	1	1	1	1	
19	90465-11M10	CLAMP BRIDA	2	2	2	2	
20	69J-2419A-01	HOLDER SOSTEN	1	1	1	1	
21	97E95-06516	BOLT, HEXAGON W/W DEEP RECESS TORNILLO HEXAGONAL CON RONDONA	1	1	1	1	
22	6D8-2134X-00	BRACKET, CANISTER SOPORTE	1	1	1	1	
23	90480-10M23	GROMMET TAPON	2	2	2	2	
24	90387-06289	COLLAR ESPACIADOR	2	2	2	2	
25	90119-06M59	BOLT, WITH WASHER TORNILLO CON ARANDELA	2	2	2	2	

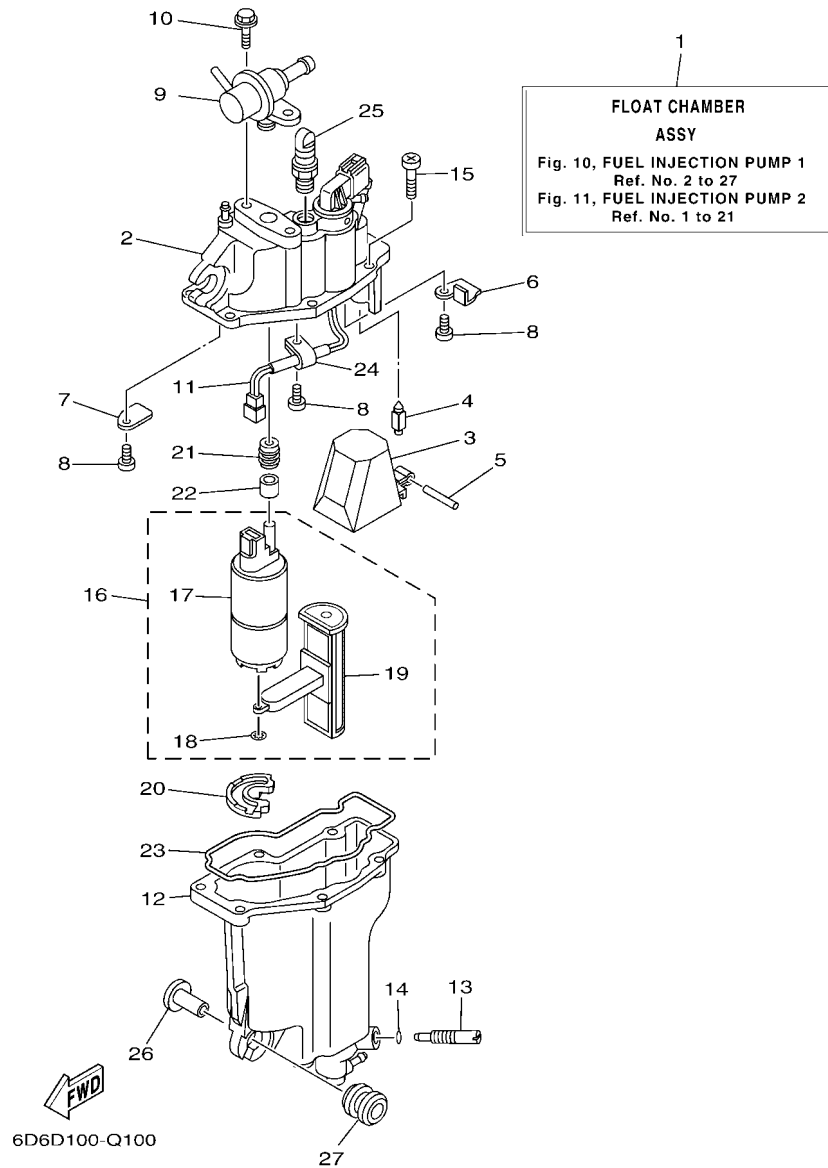


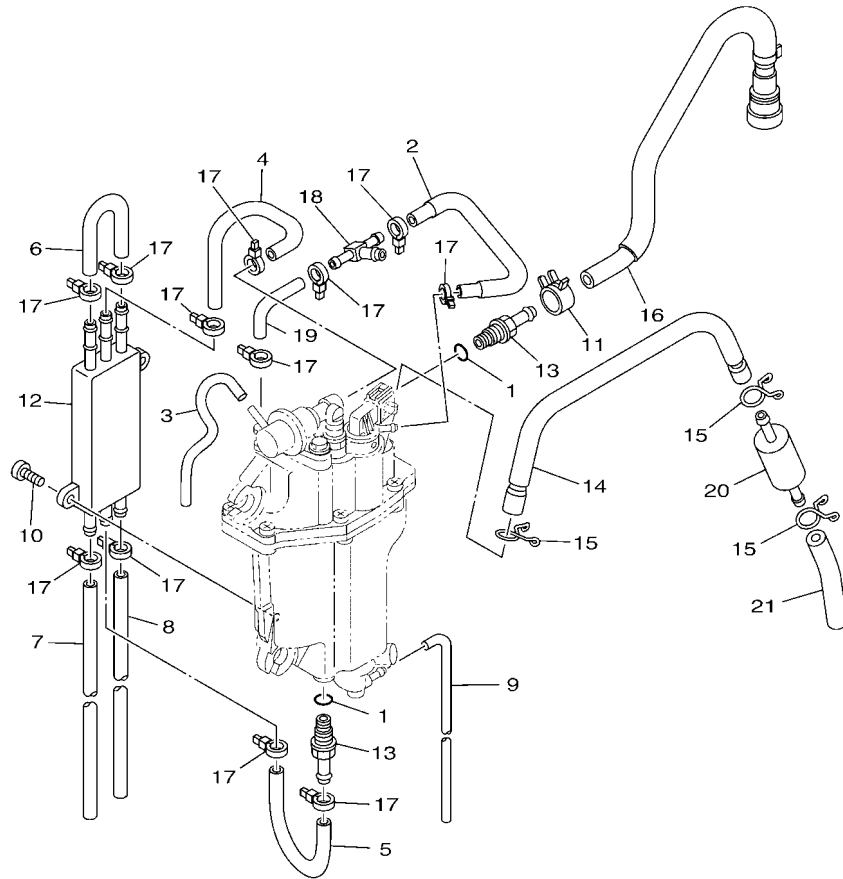
FIG. 10 FUEL INJECTION PUMP 1

BOMBA DE INYECTOR 1

REF. NO.	PART NO. CODIGO N°	DESCRIPTION DESCRIPCION	ED	EHD	EHT	ET	REMARKS OBSERVACIONES
1	6D8-14180-22	FLOAT CHAMBER ASSY CAMARA DE BOIA COMPLETE	1	1	1	1	
2	6D8-14182-20	COVER, FLOAT CHAMBER TAPA DE CAMARA DE BOIA	1	1	1	1	
3	6C5-14985-00	FLOAT BOIA	1	1	1	1	
4	6C5-14546-10	VALVE, NEEDLE VALVULA DE AGUJA	1	1	1	1	
5	6C5-14386-00	PIN, FLOAT PASADOR DE BOIA	1	1	1	1	
6	6C5-2441R-10	PLATE, BAFFLE 1 PLACA DEFLECTORA 1	1	1	1	1	
7	6C5-2441T-10	PLATE, BAFFLE 2 PLACA DEFLECTORA 2	1	1	1	1	
8	6C5-24453-00	SCREW TORNILLO	3	3	3	3	
9	6C5-13906-01	REGULATOR, PRESSURE REGULADOR	1	1	1	1	
10	6C5-24592-00	BOLT TORNILLO	2	2	2	2	
11	6C5-87226-00	WIRE HARNESS ASSY CONJUNTO DE CABLES	1	1	1	1	
12	6D8-14960-20	BODY ASSY CAJA COMPL.	1	1	1	1	
13	6C5-14191-00	PLUG, DRAIN TORNILLO, DE DRENAJE	1	1	1	1	
14	6C5-14397-00	O-RING ANILLO O	1	1	1	1	
15	6C5-14567-00	SCREW TORNILLO	6	6	6	6	
16	6C5-13910-10	FUEL PUMP ASSY BOMBA DE COMBUSTIBLE COMPLETA	1	1	1	1	
17	6C5-13907-00	.FUEL PUMP COMP. .BOMBA DE COMBUSTIBLE COMPLETA	1	1	1	1	
18	6C5-14127-10	.CLIP .PRESILLA	1	1	1	1	
19	6C5-13915-00	.FILTER .FILTRO	1	1	1	1	
20	6C5-13593-00	DAMPER COJINETE DE RODILLOS	1	1	1	1	
21	6C5-13781-00	DAMPER, PUMP AMORTIGUADOR DE BOMBA	1	1	1	1	
22	6C5-13716-00	COLLAR COLLAR	1	1	1	1	
23	6C5-14984-10	GASKET, FLOAT CHAMBER EMPAQUE CAMARA DE BOIA	1	1	1	1	
24	6C5-21337-10	CLAMP, CABLE GRAMPA DE CABLE	1	1	1	1	
25	6C5-14225-00	CAP TAPA	1	1	1	1	
26	90387-06M69	COLLAR ESPACIADOR	3	3	3	3	
27	90480-09M12	GROMMET TAPON	3	3	3	3	

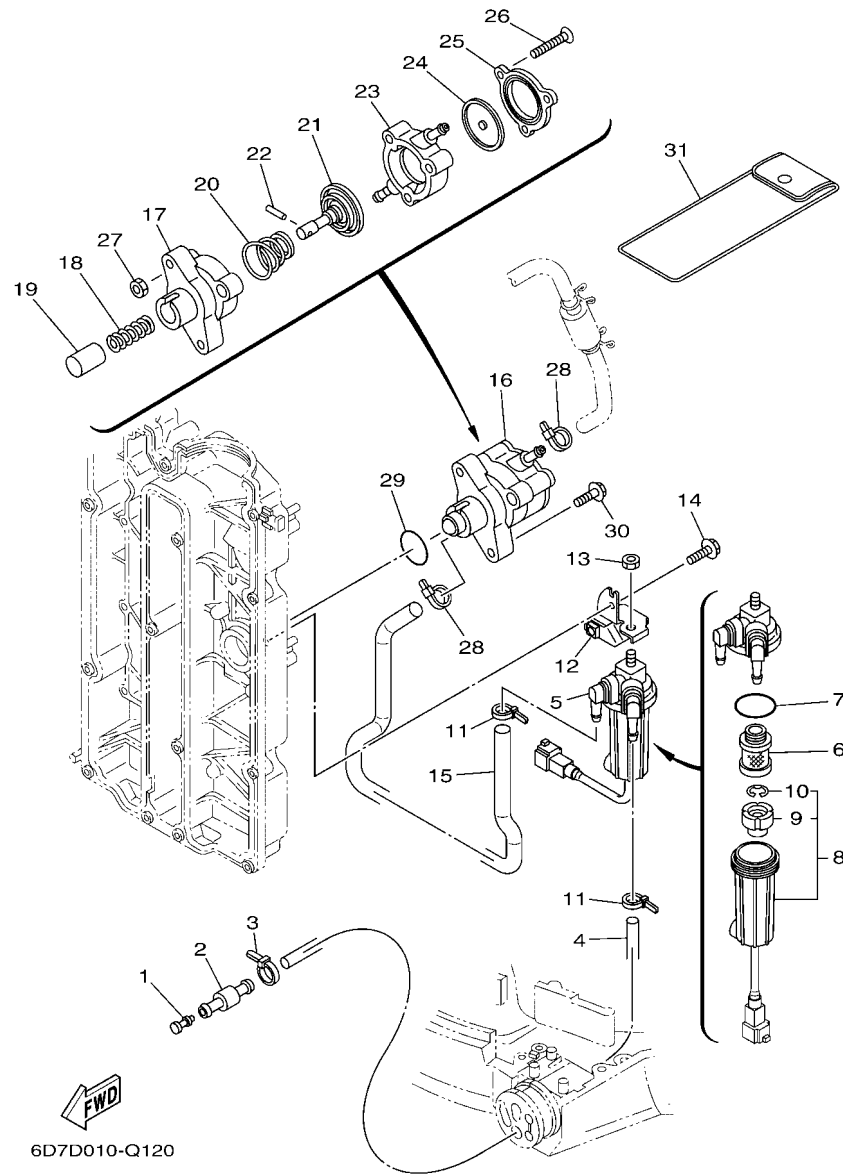
FIG. 11 FUEL INJECTION PUMP 2

BOMBA DE INYECTOR 2



6D6D100-Q110

REF. NO.	PART NO. CODIGO N°	DESCRIPTION DESCRIPCION	ED	EHD	EHT	ET	REMARKS OBSERVACIONES
1	6C5-13739-00	O-RING ANILLO O	2	2	2	2	
2	6D8-13546-01	HOSE 2 SELLO	1	1	1	1	
3	6D8-13542-01	HOSE, VACUUM SENSING 1 MANGUERA, DE VACIO 1	1	1	1	1	
4	6C5-24321-00	PIPE 10 TUBO 10	1	1	1	1	
5	6C5-24322-00	PIPE 11 TUBO 11	1	1	1	1	
6	6C5-24323-00	PIPE 12 TUBO 12	1	1	1	1	
7	6D8-24324-01	PIPE 13 TUBO 13	1	1	1	1	
8	6D8-24325-10	PIPE 14 TUBO 14	1	1	1	1	
9	6BG-14149-00	PIPE TUBO	1	1	1	1	
10	6C5-24444-00	SCREW TORNILLO	2	2	2	2	
11	6C5-13577-00	CLIP PRESILLA	1	1	1	1	
12	6C5-21841-01	COOLER ENFRIADOR	1	1	1	1	
13	6C5-14251-00	NIPPLE NIPLE	2	2	2	2	
14	6D8-14148-00	PIPE TUBO	1	1	1	1	
15	6C5-24387-00	CLIP MORDAZA	3	3	3	3	
16	6D8-13974-00	PIPE, FUEL 4 TUBO, COMBUSTIBLE 4	1	1	1	1	
17	90465-11M10	CLAMP BRIDA	12	12	12	12	
18	6C5-24379-00	PIPE, JOINT 4 TUBO DE UNION 4	1	1	1	1	
19	6C5-13545-00	HOSE 1 SELLO	1	1	1	1	
20	6C5-24251-00	STRAINER 1 COLADOR 1	1	1	1	1	
21	6D8-2451B-00	HOSE, FUEL INLET TUBO	1	1	1	1	



6D7D010-Q120

FIG. 12 FUEL

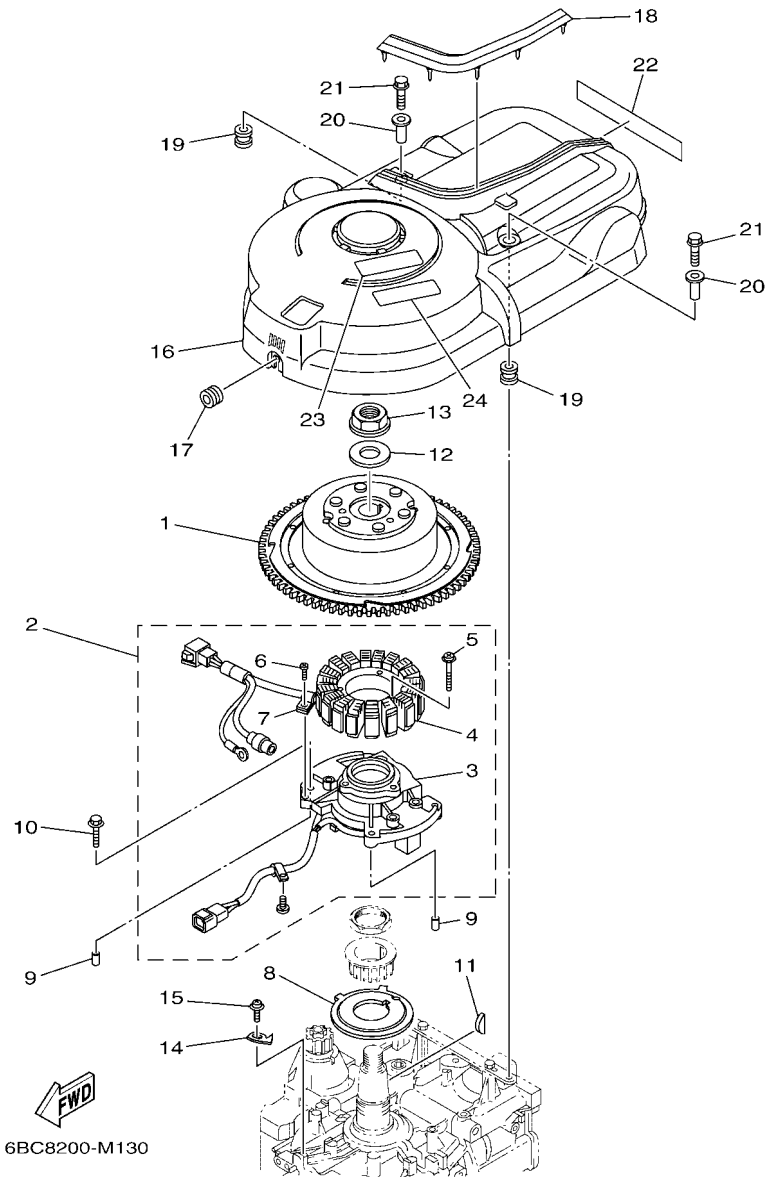
COMBUSTIBLE

REF. NO.	PART NO. CODIGO N°	DESCRIPTION DESCRIPCION	ED	EHD	EHT	ET	REMARKS OBSERVACIONES
1	689-85547-00	DAMPER AMORTIGUADOR	1	1	1	1	
2	6R3-24377-00	PIPE, JOINT 2 TUBO DE UNION 2	1	1	1	1	
3	90465-11M10	CLAMP BRIDA	1	1	1	1	
4	90445-13M27	HOSE (L950) TUBO (L950)	1	1	1	1	
5	6D8-24560-01	FILTER ASSY FILTRO COMPLETO	1	1	1	1	
6	6D8-24563-00	.ELEMENT, FILTER .ELEMENTO DEL FILTRO	1	1	1	1	
7	6D8-24564-00	.GASKET .EMPAQUE	1	1	1	1	
8	6D8-24562-00	.CUP, FILTER .COPA DE FILTRO	1	1	1	1	
9	6D8-24469-00	..FLOAT, WATER LEVEL ..BOIA	1	1	1	1	
10	6D8-24519-00	..CLIP ..PRESILLA	1	1	1	1	
11	90465-11M10	CLAMP BRIDA	2	2	2	2	
12	6D8-24566-00	BRACKET, FILTER SOPORTE DEL FILTRO	1	1	1	1	
13	95380-08600	NUT TUERCA	1	1	1	1	
14	97E95-06516	BOLT, HEXAGON W/W DEEP RECESS TORNILLO HEXAGONAL CON RONDONA	1	1	1	1	
15	6D8-24311-00	PIPE, FUEL 1 TUBO DE COMBUSTIBLE 1	1	1	1	1	
16	6D8-24410-10	FUEL PUMP ASSY BOMBA DE COMBUSTIBLE COMPLETA	1	1	1	1	
17	68V-24412-00	.BODY 1 .CUERPO 1	1	1	1	1	
18	68V-24454-00	.SPRING .RESORTE	1	1	1	1	
19	63P-13131-00	.PLUNGER .ESPACIADOR	1	1	1	1	
20	68V-24423-00	.SPRING, DIAPHRAGM .RESORTE DE DIAFRAGMA	1	1	1	1	
21	68V-24411-00	.DIAPHRAGM .DIAFRAGMA	1	1	1	1	
22	68V-24374-00	.PIN .PASADOR	1	1	1	1	
23	68V-24413-10	.BODY 2 .CUERPO 2	1	1	1	1	
24	68V-24471-10	.DIAPHRAGM .DIAFRAGMA	1	1	1	1	
25	6D8-24414-00	.BODY 3 .CUERPO 3	1	1	1	1	
26	68V-24444-00	.SCREW .TORNILLO	3	3	3	3	
27	68V-24149-00	.NUT .TUERCA	3	3	3	3	



FIG. 13 GENERATOR

GENERADOR

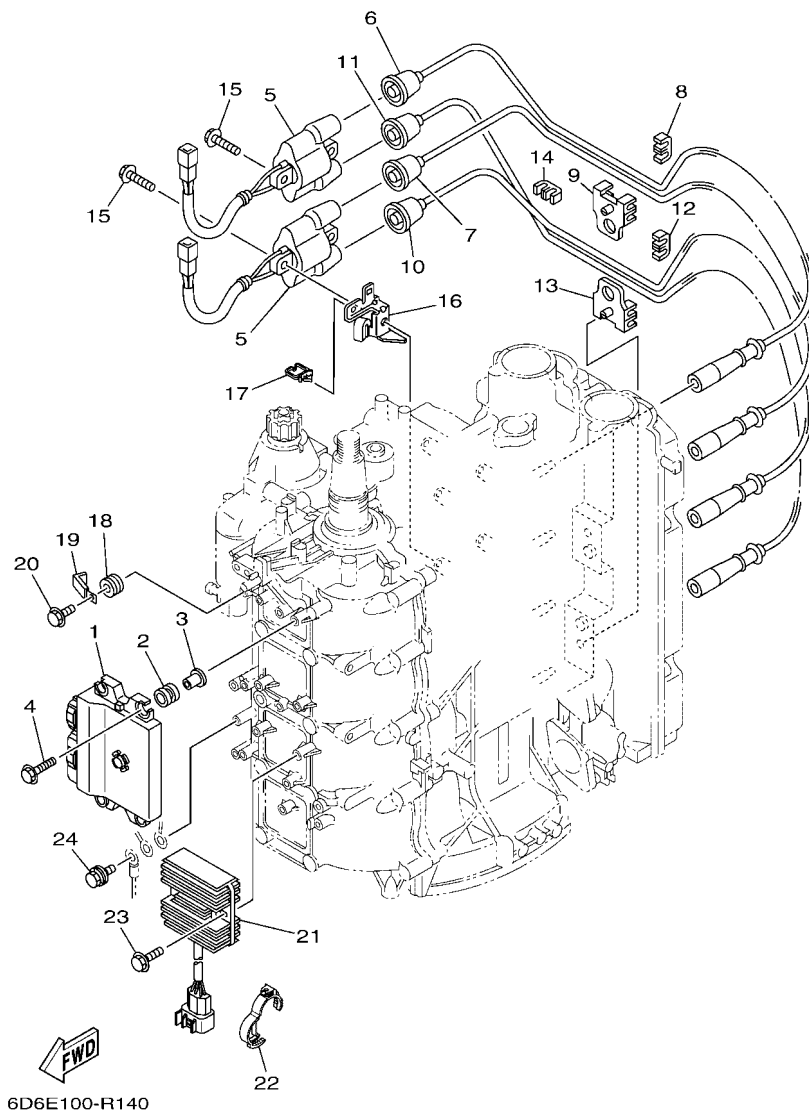


6BC8200-M130

REF. NO.	PART NO. CODIGO N°	DESCRIPTION DESCRIPCION	ED	EHD	EHT	ET	REMARKS OBSERVACIONES
1	6D8-81450-00	ROTOR ASSY ROTOR COMPLETO	1	1	1	1	
2	6D8-81460-00	BASE ASSY CONJUNTO BASE	1	1	1	1	
3	6D8-85580-00	.COIL, PULSER .BOBINA DE PULSACION	1	1	1	1	
4	6D8-81410-00	.STATOR ASSY .ESTATOR COMPLETO	1	1	1	1	
5	63D-81345-20	.SCREW, WITH WASHER (M6X30) .TORNILLO, CON ARANDELA (M6X30)	3	3	3	3	
6	97607-04110	.SCREW, WITH WASHER .TORNILLO CAB CON PLANA C/ARAN	1	1	1	1	
7	445-81328-20	.CLAMP .GRAMPA	1	1	1	1	
8	68V-81673-10	ROTOR ROTOR	1	1	1	1	
9	99530-08012	PIN, DOWEL PASADOR, DE ESPIGA	2	2	2	2	
10	97E95-06630	BOLT, HEXAGON W/W DEEP RECESS TORNILLO HEXAGONAL CON RONDONA	4	4	4	4	
11	90280-05015	KEY, WOODRUFF CUNA WOODRUFF	1	1	1	1	
12	90201-24014	WASHER, PLATE ARANDELA PLANA	1	1	1	1	
13	90179-24002	NUT TUERCA	1	1	1	1	
14	6D8-81332-00	PLATE, TIMING PLACA REGULADOR DE TIEMPO	1	1	1	1	
15	97985-06210	SCREW, WITH WASHER TORNILLO, CON ARANDELA	1	1	1	1	
16	6D8-81337-00	COVER, FLYWHEEL CUBIERTA DE VOLANTE	1	1	1	1	
17	90480-12314	GROMMET TAPON	1	1	1	1	
18	6D8-85547-00	DAMPER AMORTIGUADOR	1	1	1	1	
19	663-82317-01	DAMPER, IGNITION COIL AMORTIGUADOR BOBINA ENCENDIDO	2	2	2	2	
20	90387-06119	COLLAR ESPACIADOR	2	2	2	2	
21	95D95-06020	BOLT, FLANGE DEEP RECESS CERROJO, REBORDE HUECO PROFUND	2	2	2	2	
22	68V-13437-63	MARK, CAUTION MARKER	1	1	1	1	
23	6EE-81995-40	LABEL, WARNING ETIQUETA DE PRECAUCION	1	1	1	1	
24	6EE-81994-40	LABEL, SAFETY ETIQUETA DE SEGURIDAD	1	1	1	1	

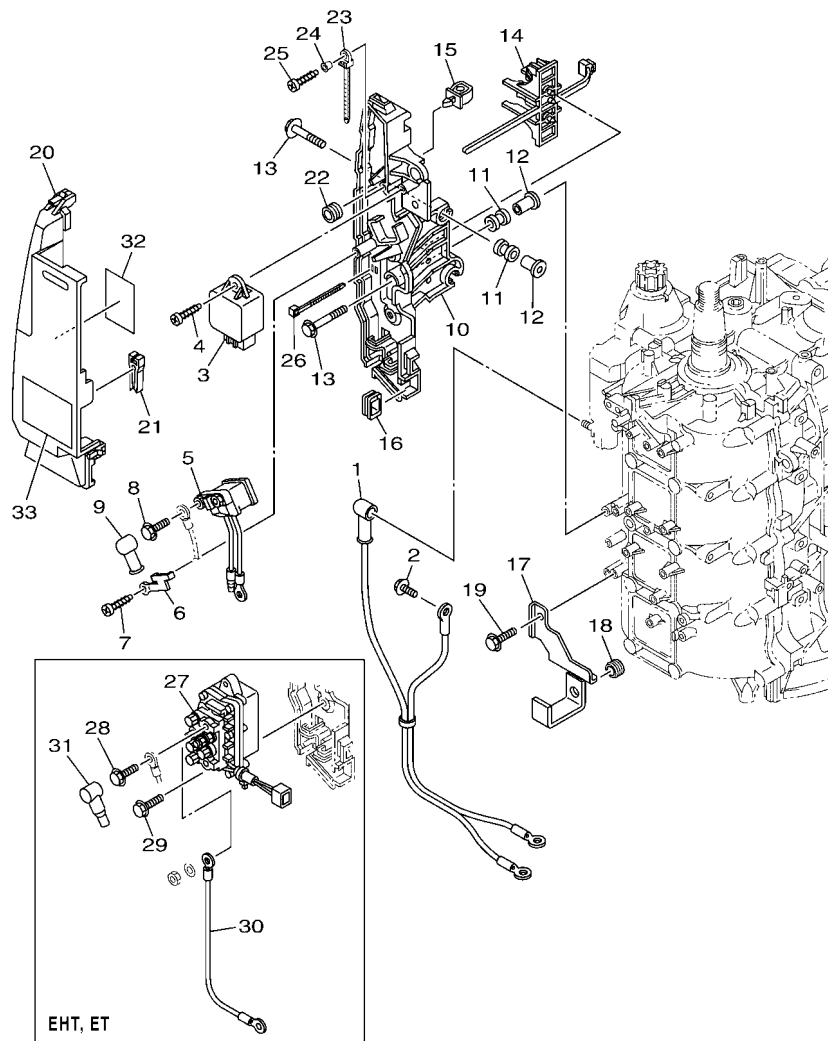
FIG. 14 ELECTRICAL 1

EQUIPO ELECTRICO 1



REF. NO.	PART NO. CODIGO N°	DESCRIPTION DESCRIPCION	ED	EHD	EHT	ET	REMARKS OBSERVACIONES
1	6BC-8591A-05	ENGINE CONTROL UNIT ASSY UNIDAD CONTROL	1	1	1	1	
2	68V-82317-00	DAMPER, IGNITION COIL AMORTIGUADOR BOBINA ENCENDIDO	4	4	4	4	
3	90387-06119	COLLAR ESPACIADOR	4	4	4	4	
4	90119-06M59	BOLT, WITH WASHER TORNILLO CON ARANDELA	4	4	4	4	
5	63P-82310-01	IGNITION COIL ASSY BOBINA DE ENCENDIDO COMPLETA	2	2	2	2	
6	67F-82341-00	CORD, HIGH TENSION 1 CABLE DE ALTA TENSION 1	1	1	1	1	#1
7	67F-82342-00	CORD, HIGH TENSION 2 CABLE DE ALTA TENSION 2	1	1	1	1	#2
8	67F-82361-00	CLAMP, CORD GRAMPA DE CABLE	1	1	1	1	#2
9	67F-82362-00	CLAMP, CORD 2 GRAMPA DE CABLE 2	1	1	1	1	
10	67F-82343-00	CORD, HIGH TENSION 3 CABLE DE ALTA TENSION 3	1	1	1	1	#3
11	67F-82344-00	CORD, HIGH TENSION 4 CABLE DE ALTA TENSION 4	1	1	1	1	#4
12	67F-82361-00	CLAMP, CORD GRAMPA DE CABLE	1	1	1	1	#4
13	67F-82362-00	CLAMP, CORD 2 GRAMPA DE CABLE 2	1	1	1	1	
14	67F-82361-00	CLAMP, CORD GRAMPA DE CABLE	1	1	1	1	
15	97E95-06625	BOLT, HEXAGON W/W DEEP RECESS TORNILLO HEXAGONAL CON RONDONA	4	4	4	4	
16	6D8-82388-01	PLATE PLACA	2	2	2	2	
17	90464-08004	CLAMP BRIDA	2	2	2	2	
18	90480-14329	GROMMET TAPON	1	1	1	1	
19	90465-08M23	CLAMP BRIDA	1	1	1	1	
20	97E95-06514	BOLT, HEXAGON W/W DEEP RECESS TORNILLO HEXAGONAL CON RONDONA	1	1	1	1	
21	6D8-81960-10	RECTIFIER & REGULATOR ASSY RECTIFICADOR Y REGULADOR	1	1	1	1	
22	90464-30003	CLAMP BRIDA	1	1	1	1	
23	97E95-06625	BOLT, HEXAGON W/W DEEP RECESS TORNILLO HEXAGONAL CON RONDONA	2	2	2	2	
24	97E95-06616	BOLT, HEXAGON W/W DEEP RECESS TORNILLO HEXAGONAL CON RONDONA	1	1	1	1	





EHT, ET



6BCG200-S150

FIG. 15 ELECTRICAL 2

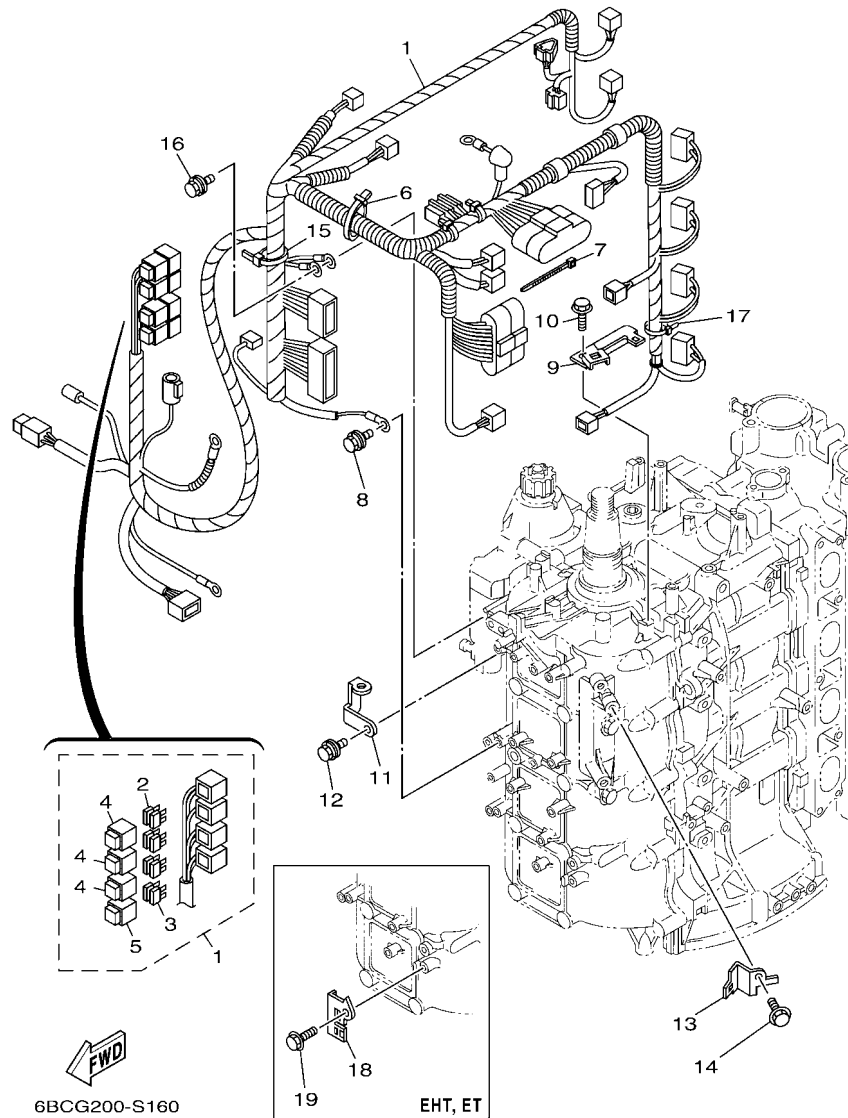
EQUIPO ELECTRICO 2

REF. NO.	PART NO. CODIGO N°	DESCRIPTION DESCRIPCION	ED	EHD	EHT	ET	REMARKS OBSERVACIONES
1	68V-82105-01	BATTERY CABLE CABLE DE BATERIA	1	1	1	1	
2	90105-06M14	BOLT FLANGE TORNILLO	1	1	1	1	
3	60E-81950-00	RELAY ASSY RELE COMPLETO	1	1	1	1	
4	97780-60625	SCREW, TAPPING TORNILLO DE CABEZA DE CONO ACH	1	1	1	1	
5	68V-8194A-00	RELAY RELE	1	1	1	1	
6	68V-81953-00	STAY, RELAY SOPORTE DE RELE	1	1	1	1	
7	97780-60620	SCREW, TAPPING TORNILLO DE CABEZA DE CONO ACH	1	1	1	1	
8	97E95-06610	BOLT, HEXAGON W/W DEEP RECESS TORNILLO HEXAGONAL CON RONDONA	2	2	2	2	
9	6G5-82119-00	COVER, LEAD WIRE CUBIERTA DE CABLE CONDUCTOR	2	2	2	2	
10	68V-81948-03	BRACKET SOPORTE	1	1	1	1	
11	6A0-82317-00	DAMPER, IGNITION COIL AMORTIGUADOR BOBINA ENCENDIDO	5	5	5	5	
12	90387-06119	COLLAR ESPACIADOR	5	5	5	5	
13	90119-06M59	BOLT, WITH WASHER TORNILLO CON ARANDELA	5	5	5	5	
14	68V-82594-00	CLAMP GRAMPA	1	1	1	1	
15	90464-12M58	CLAMP BRIDA	1	1	1	1	
16	6D8-81518-00	GROMMET ANILLO PROTECTOR	1	1	1	1	
17	6D8-81528-02	CLAMP 1 GRAMPA 1	1	1	1	1	
18	90480-13M24	GROMMET TAPON	1	1	1	1	
19	97E95-06514	BOLT, HEXAGON W/W DEEP RECESS TORNILLO HEXAGONAL CON RONDONA	1	1	1	1	
20	68V-81942-03	COVER CUBIERTA	1	1	1	1	
21	67F-2812A-00	PULLER, FUSE TIRADOR DE FUSIBLE	1	1	1	1	
22	6A0-82317-00	DAMPER, IGNITION COIL AMORTIGUADOR BOBINA ENCENDIDO	1	1	1	1	
23	90465-12M53	CLAMP BRIDA	1	1	1	1	
24	90387-06M05	COLLAR ESPACIADOR	1	1	1	1	
25	97780-60625	SCREW, TAPPING TORNILLO DE CABEZA DE CONO ACH	1	1	1	1	
26	90465-13M18	CLAMP BRIDA	2	2	2	2	
27	63P-81950-00	RELAY ASSY RELE COMPLETO			1	1	

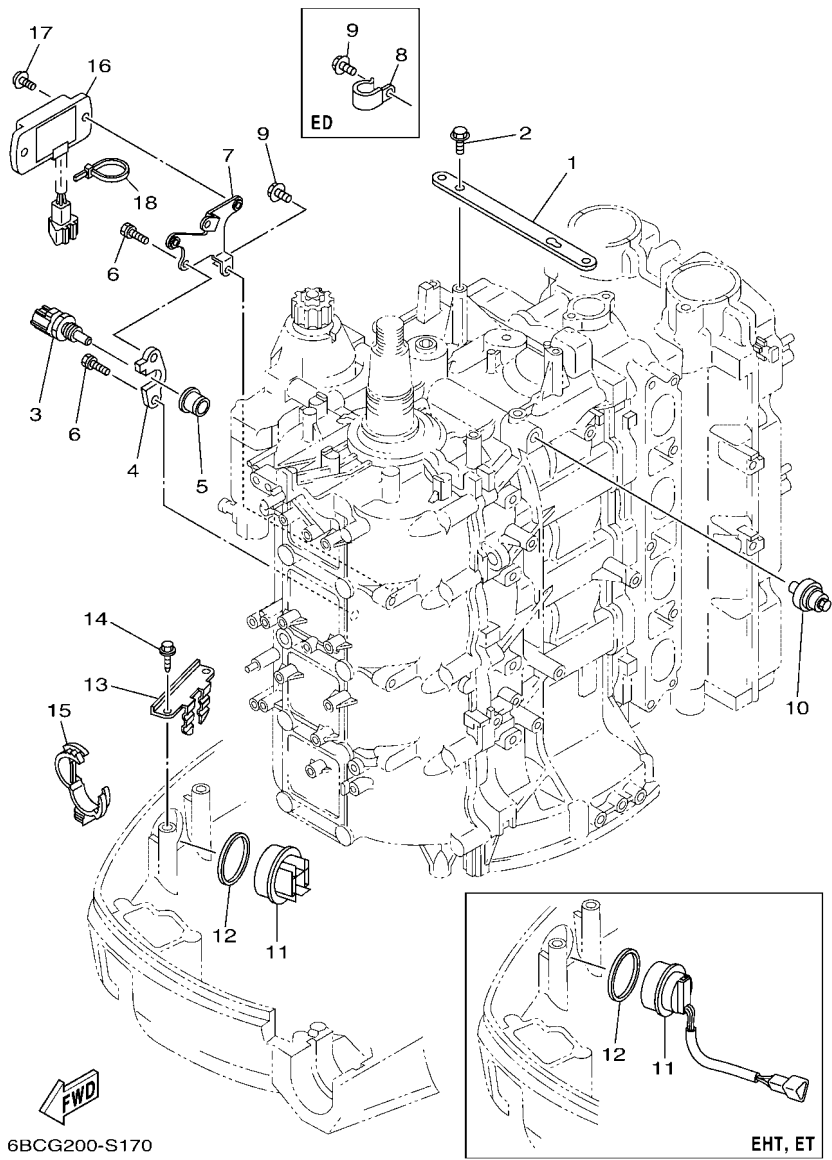


FIG. 16 ELECTRICAL 3

EQUIPO ELECTRICO 3



REF. NO.	PART NO. CODIGO N°	DESCRIPTION DESCRIPCION	ED	EHD	EHT	ET	REMARKS OBSERVACIONES
1	6BC-82590-30	WIRE HARNESS ASSY CONJUNTO DE CABLES	1				
	6BC-82590-20	WIRE HARNESS ASSY CONJUNTO DE CABLES		1			
	6BC-82590-41	WIRE HARNESS ASSY CONJUNTO DE CABLES			1	1	
2	67F-82151-00	.FUSE (20A) .FUSIBLE (20A)	6	6	6	6	
3	67F-82151-10	.FUSE (30A) .FUSIBLE (30A)	2	2	2	2	
4	67F-8215B-10	.CAP (YELLOW) .TAPA (AMARILLO)	3	3	3	3	
5	67F-8215B-20	.CAP (GREEN) .TAPA (GREEN)	1	1	1	1	
6	90464-76001	CLAMP BRIDA	1	1	1	1	
7	90465-13M97	CLAMP BRIDA	1	1	1	1	
8	97E95-06616	BOLT, HEXAGON W/W DEEP RECESS TORNILLO HEXAGONAL CON RONDONA	1	1	1	1	
9	6D8-82588-01	PLATE PLACA	1	1	1	1	
10	97E95-06512	BOLT, HEXAGON W/W DEEP RECESS TORNILLO HEXAGONAL CON RONDONA	1	1	1	1	
11	6D8-82581-01	STAY, CORD CLAMP SOPORTE DE GRAMPA DE CABLE	1	1	1	1	
12	97E95-06514	BOLT, HEXAGON W/W DEEP RECESS TORNILLO HEXAGONAL CON RONDONA	1	1	1	1	
13	6D8-82389-01	PLATE 2 PLACA 2	1	1	1	1	
14	97E95-06512	BOLT, HEXAGON W/W DEEP RECESS TORNILLO HEXAGONAL CON RONDONA	1	1	1	1	
15	90465-13M18	CLAMP BRIDA	1	1			
	90465-13M18	CLAMP BRIDA			2	2	
16	97E95-06616	BOLT, HEXAGON W/W DEEP RECESS TORNILLO HEXAGONAL CON RONDONA	1	1	1	1	
17	90465-13M11	CLAMP BRIDA	1	1	1	1	
18	6D8-82398-01	PLATE 3 PLACA 3			1	1	
19	97E95-06512	BOLT, HEXAGON W/W DEEP RECESS TORNILLO HEXAGONAL CON RONDONA			1	1	



6BCG200-S170

EHT, ET

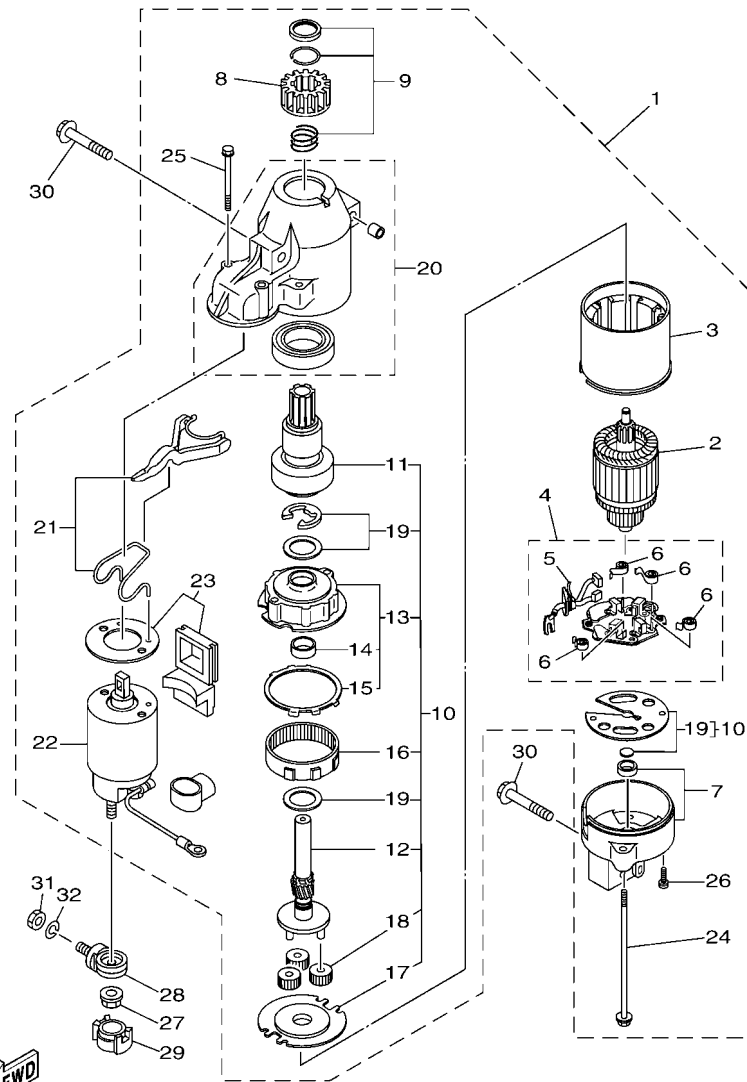
FIG. 17 ELECTRICAL 4

EQUIPO ELECTRICO 4

REF. NO.	PART NO. CODIGO N°	DESCRIPTION DESCRIPCION	ED	EHD	EHT	ET	REMARKS OBSERVACIONES
1	6D8-8132G-10	PLATE PLACA	1	1	1	1	
2	97E95-06516	BOLT, HEXAGON W/W DEEP RECESS TORNILLO HEXAGONAL CON RONDONA	2	2	2	2	
3	6D8-85790-00	THERMOSENSOR ASSY TERMICA SENSORIO	1	1	1	1	
4	67F-85757-00	RETAINER SEGURO	1	1	1	1	
5	68V-85753-00	GASKET, SENDER UNIT EMPAQUE DE UNIDAD TRANSMISORA	1	1	1	1	
6	90119-06MA2	BOLT, WITH WASHER TORNILLO CON ARANDELA	2	2	2	2	
7	6BC-83519-00	BRACKET, METER SOPORTE DE MEDIDOR		1	1	1	
8	90465-06M86	CLAMP BRIDA	1				
9	97E95-06512	BOLT, HEXAGON W/W DEEP RECESS TORNILLO HEXAGONAL CON RONDONA	1	1	1	1	
10	68V-82504-00	OIL PRESSURE SWITCH ASSY INTERRUPTOR PRESION DE ACEITE	1	1	1	1	
11	68F-42723-10-8D	COVER, BOTTOM CUBIERTA INFERIOR	1	1			
	63D-82563-11	TRIM & TILT SWITCH ASSY INTERRUPTOR DE INCLINACION			1	1	
12	6E5-82587-00	GASKET EMPAQUETADURA	1	1	1	1	
13	67F-83614-00	BRACKET SOPORTE	1	1	1	1	
14	90109-06M86	BOLT PERNO	2	2	2	2	
15	90464-30003	CLAMP BRIDA	2	2	2	2	
16	6Y5-83504-22	HOUR METER ASSY MEDIDOR DE HORAS COMPLETO		1	1	1	
17	97980-05214	SCREW, WITH WASHER TORNILLO, CON ARANDELA	2	2	2	2	
18	90465-11M10	CLAMP BRIDA		1	1	1	

FIG. 18 STARTING MOTOR

MOTOR DE ARRANQUE



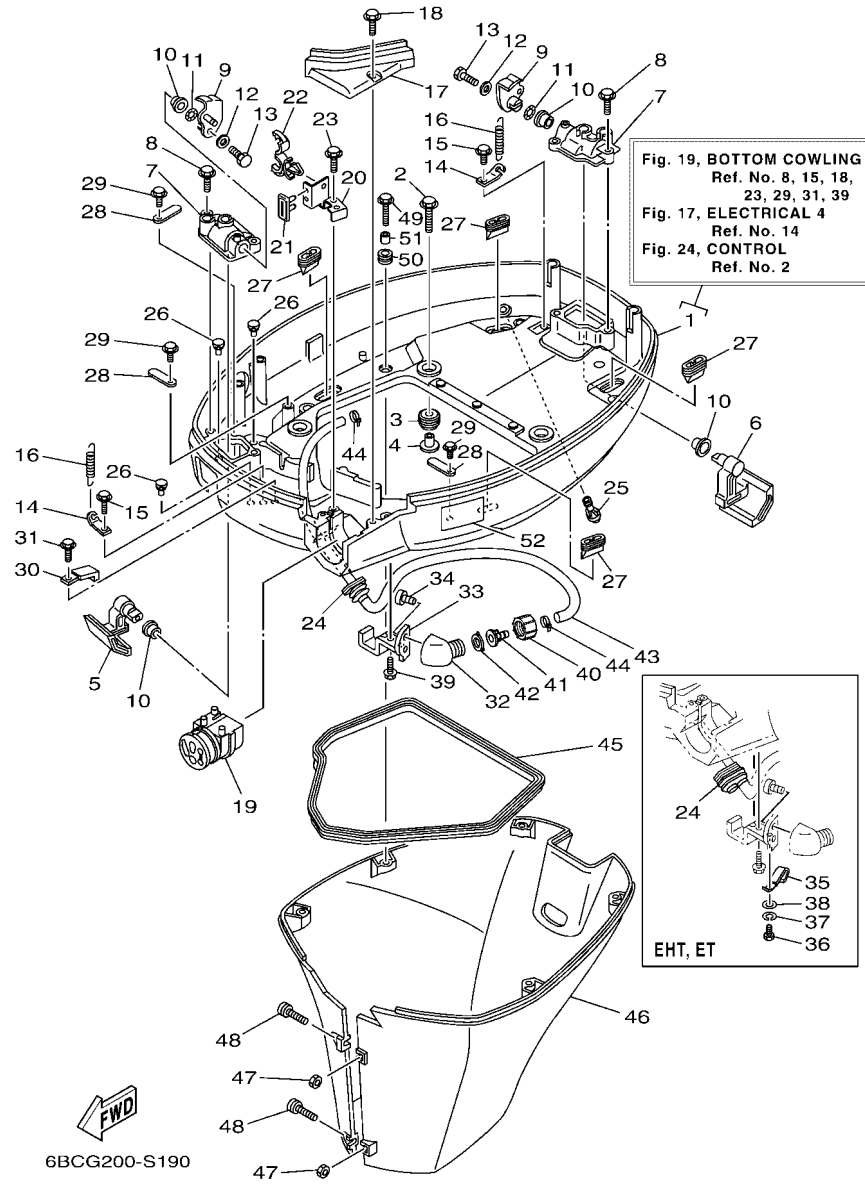
6EJ6280-R190

REF. NO.	PART NO. CODIGO N°	DESCRIPTION DESCRIPCION	ED	EHD	EHT	ET	REMARKS OBSERVACIONES
1	68V-81800-03	STARTING MOTOR ASSY MOTOR DE ARRANQUE COMPLETO	1	1	1	1	
2	67F-81850-00	.ARMATURE ASSY .INDUCIDO COMPLETO	1	1	1	1	
3	67F-81810-00	.STATOR ASSY .ESTATOR COMPLETO	1	1	1	1	
4	69J-81840-11	.BRUSH HOLDER ASSY .SOSTEN DE ESCOBILLA COMPLETO	1	1	1	1	
5	69J-81801-11	.BRUSH SET .JUEGO DE ESCOBILLA	1	1	1	1	
6	67F-81813-00	.SPRING, BRUSH .RESORTE DE ESCOBILLA	4	4	4	4	
7	68F-81820-00	.REAR BRACKET ASSY .CUBIERTA TRASERA COMPL	1	1	1	1	
8	67F-81808-00	.PINION ASSY .PINON	1	1	1	1	
9	67F-81857-00	.PINION STOPPER SET .JUEGO TAPON PINON	1	1	1	1	
10	67F-81807-00	.GEAR ASSY, STARTING MOTOR .PINON CONJUNTO	1	1	1	1	
11	67F-81832-00	.CLUTCH, OVER RUN .PINON COMPL	1	1	1	1	
12	67F-81836-00	.SHAFT, PINION .ARBOL, PINON	1	1	1	1	
13	67F-81821-00	.BRACKET, CENTER 1 .SOPORTE, CENTRO 1	1	1	1	1	
14	67F-81841-00	.BEARING .PORTADOR	1	1	1	1	
15	67F-8183R-00	.GASKET .EMPAQUETADURA	1	1	1	1	
16	67F-81891-00	.GEAR, RING .ENGRANAJE ANILLO	1	1	1	1	WITH 67F-8183R-00 WITH 67F-8183R-00
17	67F-81830-00	.BRACKET, CENTER 2 .SOPORTE, CENTRO 2	1	1	1	1	
18	60V-8183T-00	.GEAR, IDLER .ENGRENAJE NEUTRO	3	3	3	3	
19	67F-81809-00	.WASHER KIT .JUEGO DE ARANDELA	1	1	1	1	
20	60X-81842-00	.COVER .TAPA	1	1	1	1	
21	6C5-81839-00	.LEVER ASSY .PALANCA COMPL.	1	1	1	1	
22	68V-81941-02	.STARTER RELAY ASSY .RELE DE ARRANQUE	1	1	1	1	
23	6C5-81869-00	.COVER, DUST .CUBIERTA PARA POLVO	1	1	1	1	
24	6K7-81826-11	.BOLT .PERNO	2	2	2	2	
25	69J-81828-00	.BOLT 2 .TORNILLO DE EMPUJE 2	2	2	2	2	
26	67F-81846-00	.SCREW .TORNILLO	2	2	2	2	
27	90179-08003	NUT TUERCA	1	1	1	1	

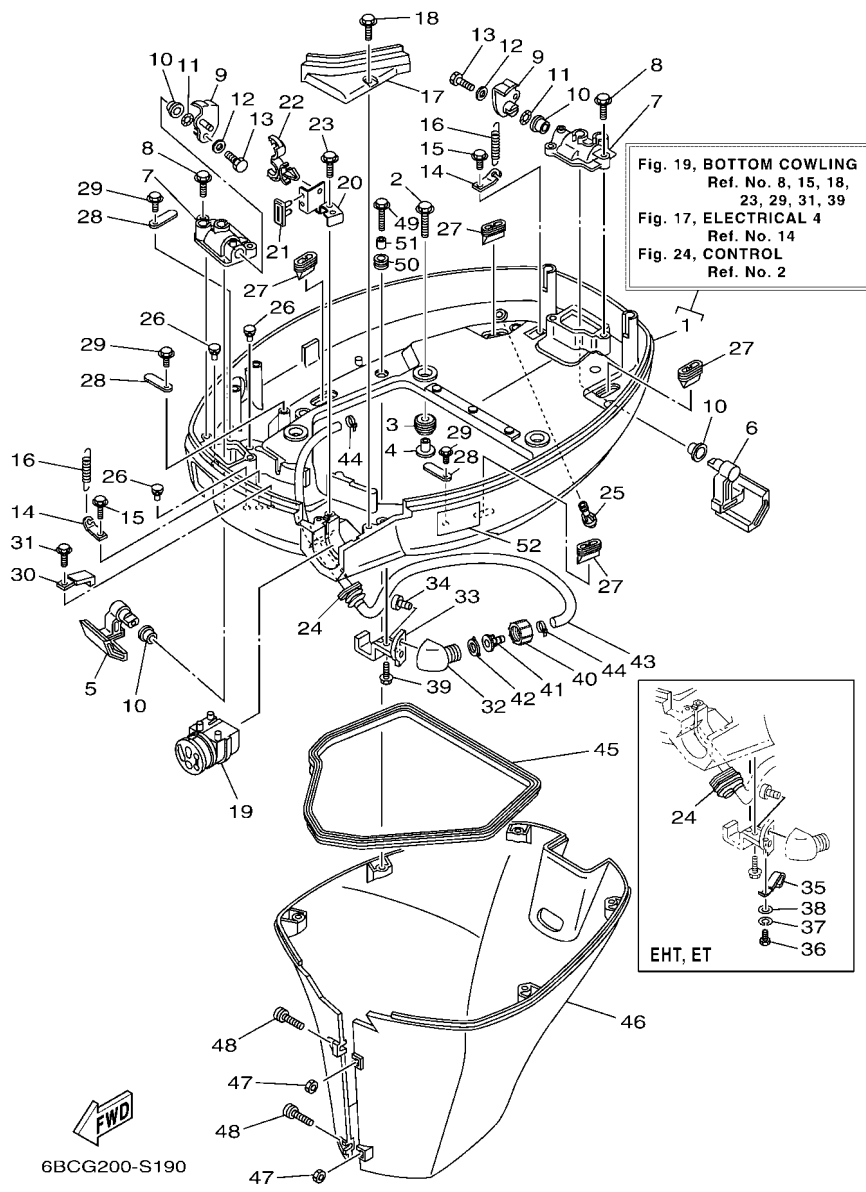


FIG. 19 BOTTOM COWLING

CUBIERTA INFERIOR



REF. NO.	PART NO. CODIGO N°	DESCRIPTION DESCRIPCION	ED	EHD	EHT	ET	REMARKS OBSERVACIONES
1	6D8-42710-00-8D	BOTTOM COWLING ASSY CUBIERTA INFERIOR COMPL.	1	1	1	1	
2	90119-08M22	BOLT, WITH WASHER TORNILLO CON ARANDELA	4	4	4	4	
3	90480-22M15	GROMMET TAPON	4	4	4	4	
4	90387-08M37	COLLAR ESPACIADOR	4	4	4	4	
5	67F-42815-00-8D	LEVER, CLAMP 1 PALANCA ABRAZADERA 1	1	1	1	1	
6	67F-42816-00-8D	LEVER, CLAMP 2 PALANCA ABRAZADERA 2	1	1	1	1	
7	67F-42828-00-9S	PLATE, CLAMP PLACA, GRAMPA	2	2	2	2	
8	90109-06M82	BOLT PERNO	4	4	4	4	
9	68V-42818-01	LEVER, CLAMP 4 PALANCA, ABRAZADERA 4	2	2	2	2	
10	90386-15M73	BUSH BUJE	4	4	4	4	
11	90206-15M18	WASHER, WAVE ARANDELA ONDULADA	2	2	2	2	
12	90201-06068	WASHER, PLATE ARANDELA PLANA	2	2	2	2	
13	97D95-06016	BOLT, HEXAGON DEEP RECESS TORNILLO HEXAGONAL	2	2	2	2	
14	64D-43144-00	HOOK, SPRING GANCHO	2	2	2	2	
15	90109-06M86	BOLT PERNO	2	2	2	2	
16	90506-16M34	SPRING, TENSION RESORTE DE TENSION	2	2	2	2	
17	67F-42738-00-8D	PLATE, FITTING PLACA DE AJUSTE	1	1	1	1	
18	90109-06M96	BOLT PERNO	2	2	2	2	
19	68V-42725-00	GROMMET TAPON	1	1	1	1	
20	6D8-42756-02	STAY, CLAMP SOPORTE DE GRAMPA	1	1	1	1	
21	6D8-42717-00	RUBBER, SEAL 2 GOMA	1	1	1	1	
22	90464-18246	CLAMP BRIDA	1	1	1	1	
23	90109-06M86	BOLT PERNO	1	1	1	1	
24	688-42726-10 6H1-42726-21	GROMMET TAPON GROMMET TAPON	1	1			FLUSHING KIT FLUSHING KIT FLUSHING KIT FLUSHING KIT
25	6BL-44391-00	NIPPLE, HOSE NIPLE MANGUERA	1	1	1	1	
26	6H4-42748-00	GROMMET TAPON	3	3	3	3	



**FIG. 19 BOTTOM COWLING**

**CUBIERTA INFERIOR**

REF. NO.	PART NO. CODIGO N°	DESCRIPTION DESCRIPCION	ED	EHD	EHT	ET	REMARKS OBSERVACIONES
27	67F-42717-00	RUBBER, SEAL 2 GOMA	4	4	4	4	
28	6E5-82588-00	PLATE PLACA	3	3	3	3	
29	90109-06M81	BOLT PERNO	3	3	3	3	
30	90465-08M23	CLAMP BRIDA	1	1	1	1	
31	90109-06M86	BOLT PERNO	1	1	1	1	
32	6DR-12572-00	ADAPTER ADAPTADOR	1	1	1	1	FLUSHING KIT
33	67F-12535-01	PLATE EMPAQUETADURA	1	1	1	1	FLUSHING KIT
34	90167-06002	SCREW, TAPPING TORNILLO DE ROSCA HEMBRA	2	2	2	2	FLUSHING KIT
35	90462-06018	CLAMP BRIDA			1	1	FLUSHING KIT
36	97D95-06008	BOLT, HEXAGON DEEP RECESS TORNILLO HEXAGONAL			1	1	FLUSHING KIT
37	92995-06100	WASHER, SPRING ARANDELA			1	1	FLUSHING KIT
38	92995-06200	WASHER ARANDELA			1	1	FLUSHING KIT
39	90109-06M86	BOLT PERNO	1	1	1	1	FLUSHING KIT
40	6R3-12581-00	JOINT, HOSE 1 CONEXION	1	1	1	1	FLUSHING KIT
41	6R3-12582-00	JOINT, HOSE 2 CONEXION	1	1	1	1	FLUSHING KIT
42	6R3-12583-00	GASKET, HOSE JOINT EMPAQUETADURA JUNTA DE MANGUE	1	1	1	1	FLUSHING KIT
43	67F-24312-00	PIPE 2 TUBO 2	1	1	1	1	FLUSHING KIT
44	90465-11M10	CLAMP BRIDA	2	2	2	2	FLUSHING KIT
45	61A-42716-00	RUBBER SEAL 1 SELLO DE GOMA 1	1	1	1	1	FLUSHING KIT
46	67F-42741-01-8D	APRON MANDIL	1	1	1	1	
47	95380-06600	NUT, HEXAGON TUERCA	2	2	2	2	
48	90159-06M28	SCREW, WITH WASHER TORNILLO CON VALONA	2	2	2	2	
49	90109-06M80	BOLT PERNO	5	5	5	5	
50	90480-13M24	GROMMET TAPON	5	5	5	5	
51	90387-06M43	COLLAR ESPACIADOR	5	5	5	5	
52	6EE-42794-40	LABEL, WARNING (GENERAL) ETIQUETA DE PRECAUCION	1	1	1	1	



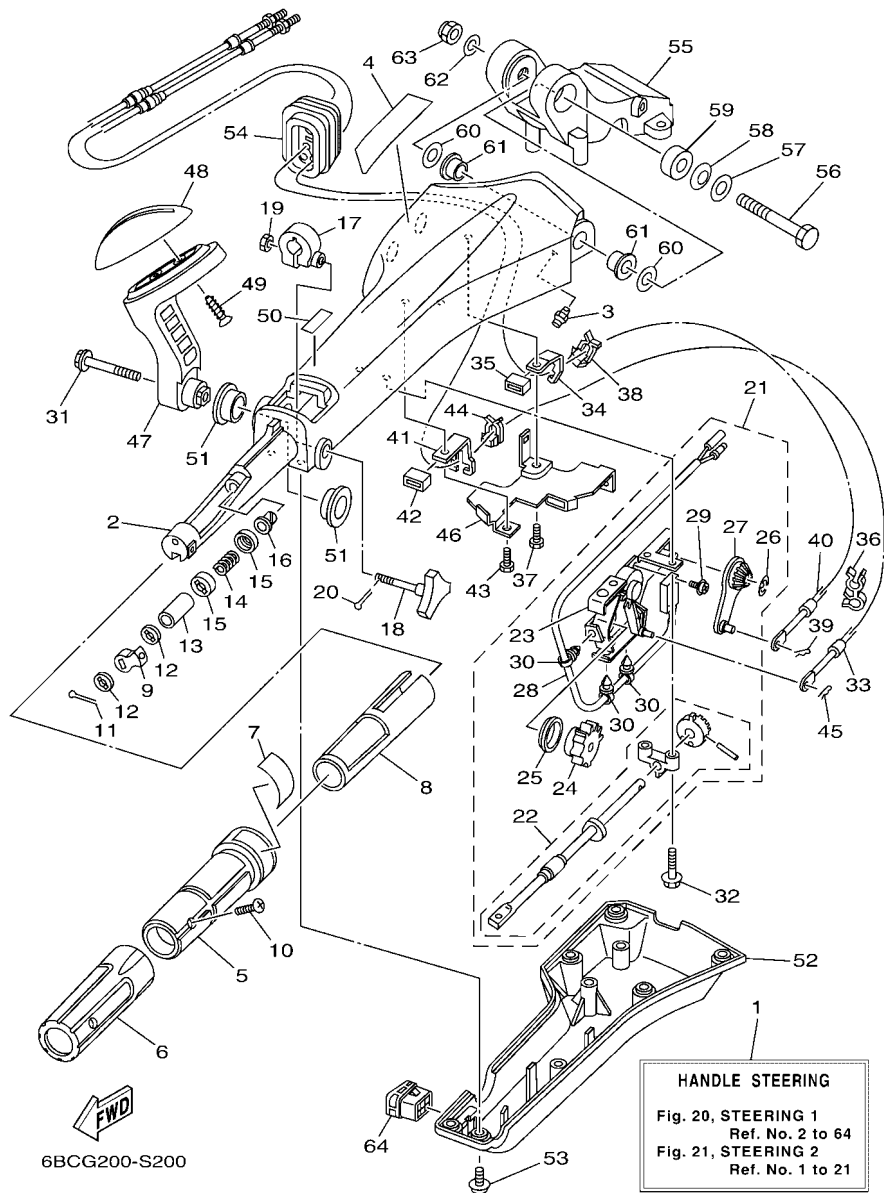


FIG. 20 STEERING 1

DIRECCION 1

REF. NO.	PART NO. CODIGO N°	DESCRIPTION DESCRIPCION	ED	EHD	EHT	ET	REMARKS OBSERVACIONES
1	6BC-42101-04	HANDLE, STEERING MANIJA DE DIRECCION		1			
	6X4-42101-85	HANDLE, STEERING MANIJA DE DIRECCION			1		
2	6X4-42111-02-8D	HANDLE, STEERING MANIJA DE DIRECCION		1	1		
3	93700-06002	NIPPLE, GREASE BOQUILLA DE ENGRASAR		1	1		
4	6X4-48215-00	GRAPHIC CALCOMANIA 1		1	1		
5	6X4-42119-01	GRIP, STEERING HANDLE MANGO, MANIJA DE DIRRECCION		1	1		
6	6X4-42177-00	RUBBER, HANDLE HULE DE MANIJA		1	1		
7	6X4-42137-00	INDICATOR, THROTTLE INDICADOR ACELERADOR		1	1		
8	6X4-41291-00	BUSHING BUJE		1	1		
9	6X4-44139-01	COLLAR COLLAR		1	1		
10	90152-05007	SCREW, COUNTERSUNK TORNILLO EMBUTIDO		1	1		
11	91490-20010	PIN. COTTER CHAVETA		1	1		
12	6X4-44177-00	WASHER RONDANA		2	2		
13	6X4-42128-00	COLLAR, DISTANCE 1 COLLAR DISTANCIADOR 1		1	1		
14	90501-23215	SPRING, COMPRESSION RESORTE DE COMPRESION		1	1		
15	6X4-44188-00	WASHER ARANDELLA		2	2		
16	90386-08032	BUSH BUJE		1	1		
17	63D-42126-00	FRICTION, STEERING HANDLE GRIP FRICCION DE MANGO DIRECCION		1	1		
18	6X4-48154-00	KNOB, THROTTLE PERILLA DE ACELERADOR		1	1		
19	95380-06600	NUT, HEXAGON TUERCA		1	1		
20	91490-20010	PIN. COTTER CHAVETA		1	1		
21	6X4-44100-01	SHIFT LINK ASSY ESLABON DE SLECTOR COMPLETO		1	1		
22	6X4-42115-00	.SHAFT, STEERING HANDLE .EJE MANIJA DE DIRECCION		1	1		
23	6X4-44102-00	.SHIFT ASSIST ASSY. .SELECTOR DE ASISTIR		1	1		
24	6X4-47731-01	.GEAR, DRIVE .ENGRANAJE DE TRACCION		1	1		
25	6X4-44132-00	.BUSHING .BUJE		1	1		
26	6X4-14137-00	.CLIP .PRESILLA		1	1		

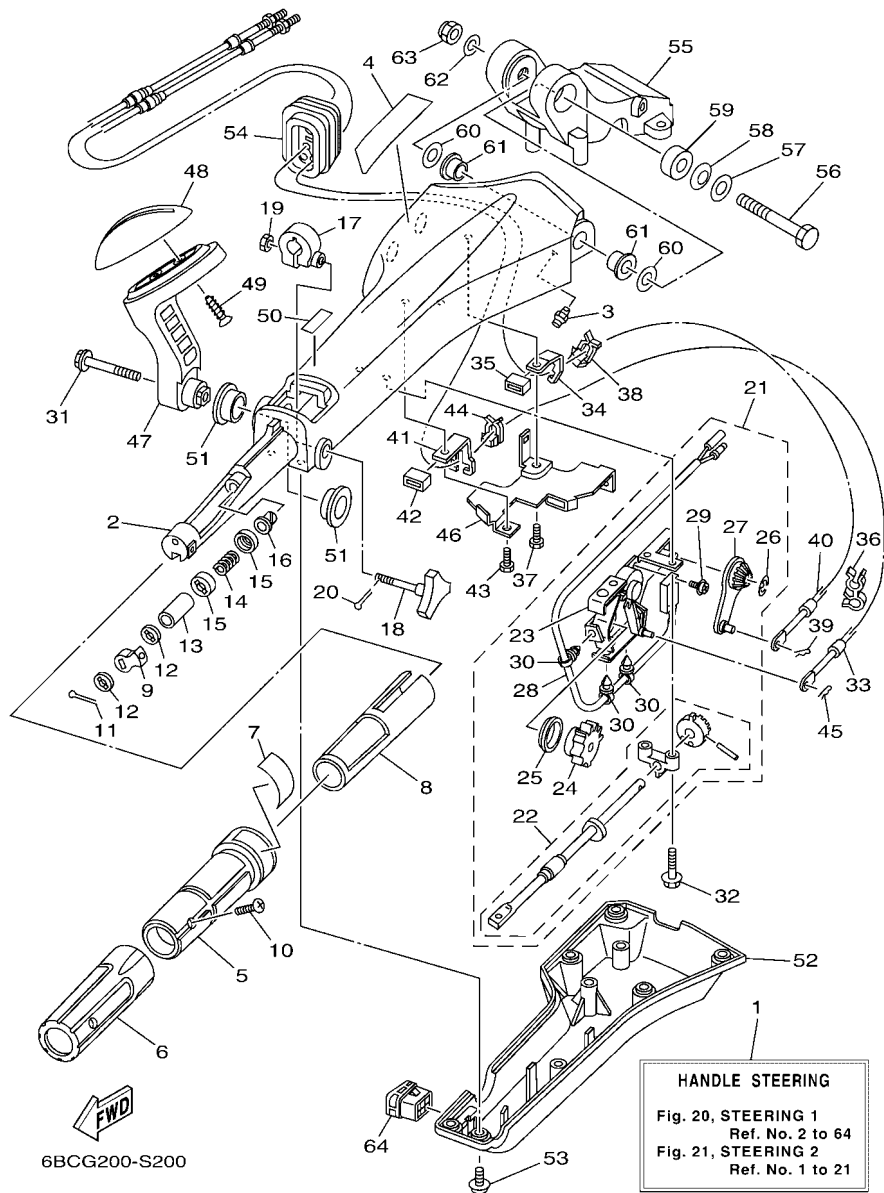


FIG. 20 STEERING 1

DIRECCION 1

REF. NO.	PART NO. CODIGO N°	DESCRIPTION DESCRIPCION	ED	EHD	EHT	ET	REMARKS OBSERVACIONES
27	6X4-48261-00	.ARM, THROTTLE .BRAZO ACELERADOR		1	1		
28	6X4-82540-00	.NEUTRAL SWITCH ASSY .INTERRUPTOR NEUTRAL COMPL		1	1		
29	703-48129-00	.SCREW 3 .TORNILLO 3		2	2		
30	6X4-42821-00	.BAND, CLAMP .BRIDA DE CINTA		3	3		
31	97E95-08540	BOLT, HEXAGON W/W DEEP RECESS TORNILLO HEXAGONAL CON RONDONA		1	1		
32	97E95-06530	BOLT, HEXAGON W/W DEEP RECESS TORNILLO HEXAGONAL CON RONDONA		2	2		
33	67G-48321-20	CABLE CABLE CONTROL REMOTO		1	1		
34	6X4-48538-00	CLAMP, CABLE 1 GRAMPA DE CABLE		1	1		
35	6X4-26367-00	PROTECTOR ACCESORIA		1	1		
36	90464-09M42	CLAMP BRIDA		1	1		
37	97D95-06014	BOLT, HEXAGON DEEP RECESS TORNILLO HEXAGONAL		1	1		
38	63D-48538-00	CLAMP, CABLE 1 GRAMPA DE CABLE		1	1		
39	90468-10005	CLIP PRESILLA		1	1		
40	67G-26301-10	THROTTLE CABLE ASSY CABLE DE ACELERADOR COMPLETO		1	1		
41	6X4-48538-10	CLAMP, CABLE 1 GRAMPA DE CABLE		1	1		
42	6X4-26367-00	PROTECTOR ACCESORIA		1	1		
43	97D95-06014	BOLT, HEXAGON DEEP RECESS TORNILLO HEXAGONAL		1	1		
44	63D-48538-00	CLAMP, CABLE 1 GRAMPA DE CABLE		1	1		
45	90468-10005	CLIP PRESILLA		1	1		
46	6X4-42159-00	STAY SOPORTE		1	1		
47	6X4-44159-A0-8D	HANDLE, GEAR SHIFT MANIJA DE CAMBIO DE MARCHAS		1	1		
48	6X4-44173-00	LEVER, SHIFT CONTROL PALANCA CONTROL CAMBIOS		1	1		
49	97780-60920	SCREW, TAPPING TORNILLO DE CABEZA DE CONO ACH		2	2		
50	6X3-44191-00	INDICATOR, SHIFT INDICADOR DE CAMBIOS		1	1		
51	90386-26MA3	BUSH BUJE		2	2		
52	6X4-42131-11	COVER, HANDLE STEERING CUBIERTA MANIJA DIRRECCION		1	1		
53	97985-06216	SCREW, WITH WASHER TORNILLO, CON ARANDELA		6	6		

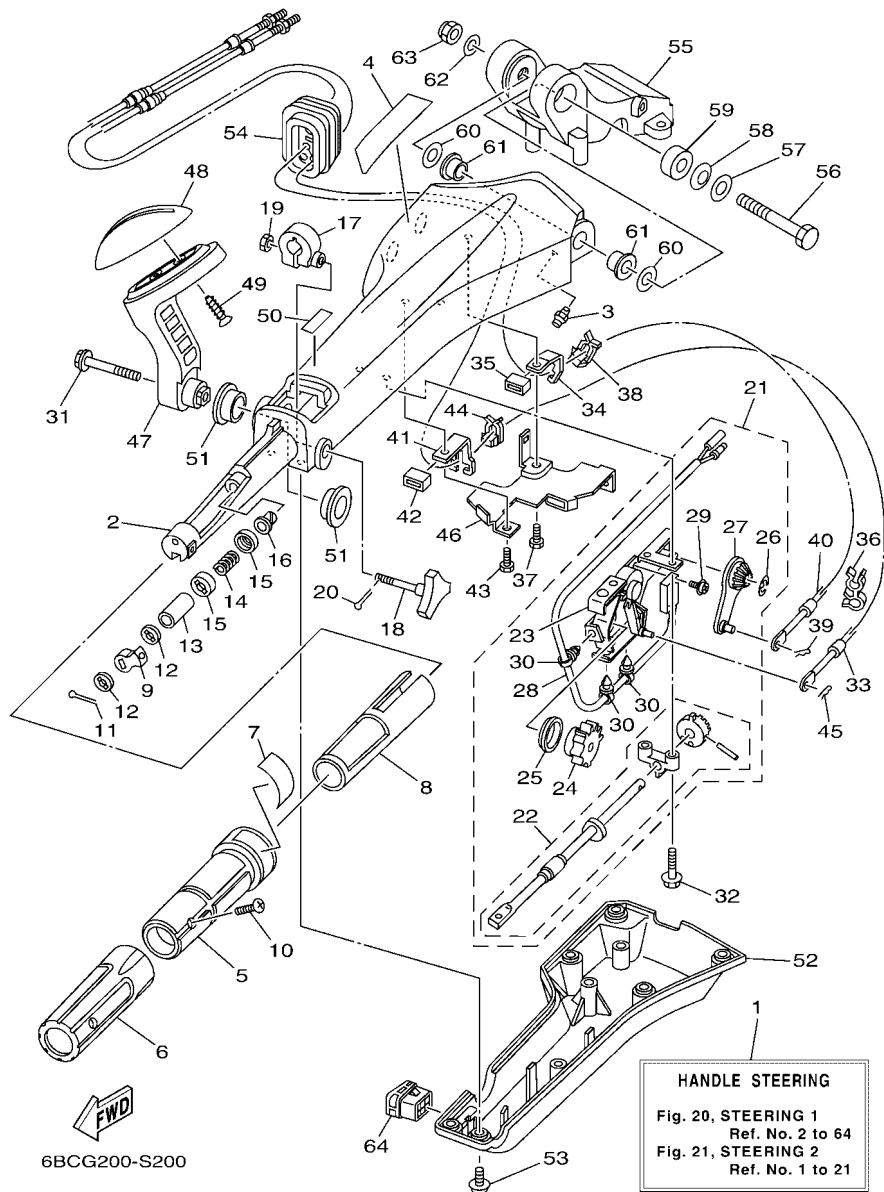


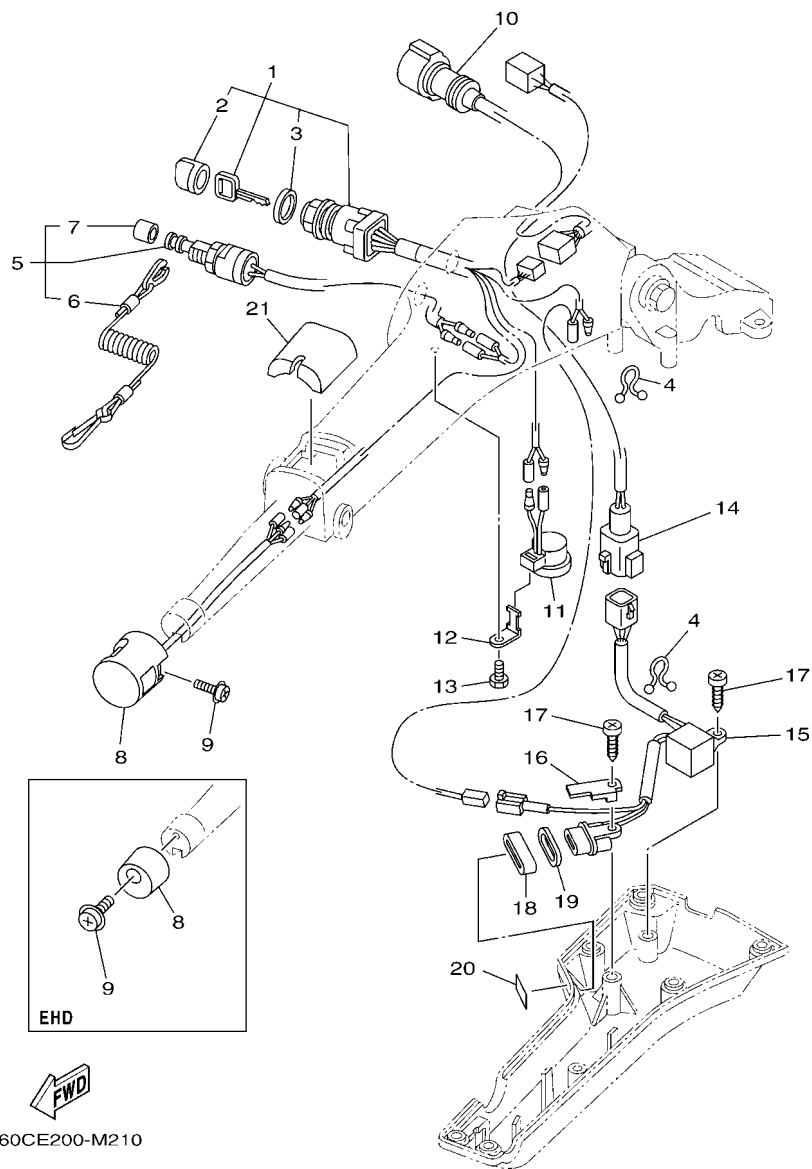
FIG. 20 STEERING 1

DIRECCION 1

REF. NO.	PART NO. CODIGO N°	DESCRIPTION DESCRIPCION	ED	EHD	EHT	ET	REMARKS OBSERVACIONES
54	6X4-42725-01	GROMMET TAPON		1	1		
55	63D-42121-22-8D	BRACKET SOPORTE		1	1		
56	90101-12014	BOLT TORNILLO		1	1		
57	92990-12200	WASHER, PLAIN ARANDELA PLANA		1	1		
58	90206-12M22	WASHER, WAVE ARANDELA ONDULADA		1	1		
59	90387-12M02	COLLAR ESPACIADOR		1	1		
60	90201-12035	WASHER, PLATE ARANDELA PLANA		2	2		
61	90386-12003	BUSH BUJE		2	2		
62	92990-12600	WASHER, PLATE ARANDELA PLANA		1	1		
63	90185-12M12	NUT, SELF-LOCKING TUERCA AUTOBLOCANTE		1	1		
64	6X4-42728-10	CAP TAPA		1	1		

FIG. 21 STEERING 2

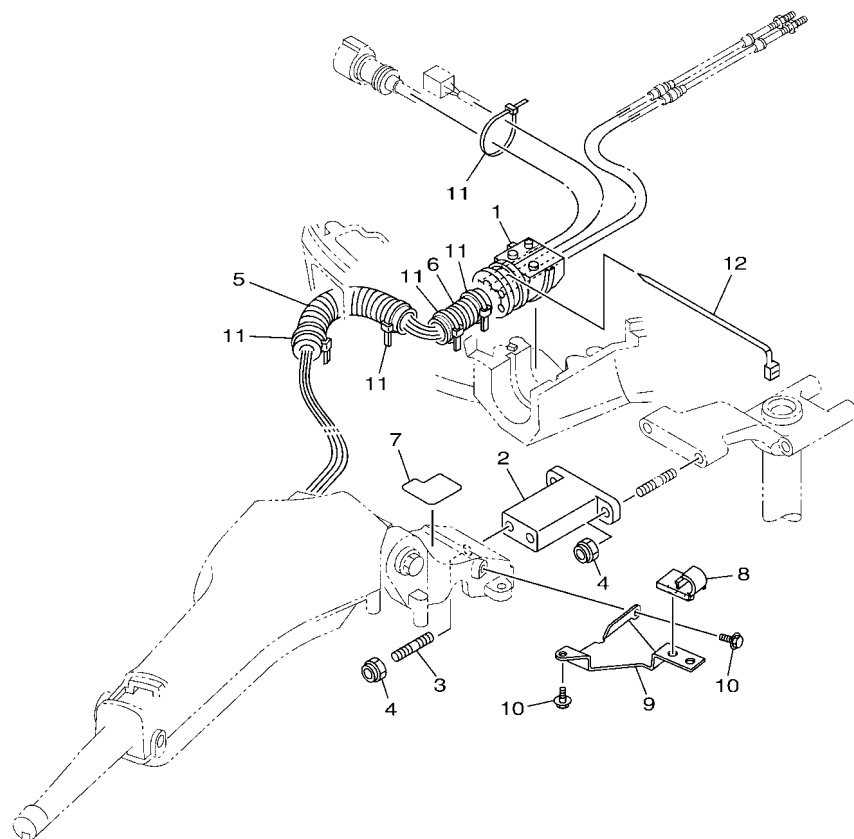
DIRECCION 2



REF. NO.	PART NO. CODIGO N°	DESCRIPTION DESCRIPCION	ED	EHD	EHT	ET	REMARKS OBSERVACIONES
1	6X4-82510-21	MAIN SWITCH ASSY CONJUNTO DE LLAVE IGNICION		1			
	6X4-82510-11	MAIN SWITCH ASSY CONJUNTO DE LLAVE IGNICION			1		
2	676-82577-01	.CAP, KEY .TAPA		1	1		
3	703-82532-00	.CAP .TAPA		1	1		
4	90464-08M07	CLAMP BRIDA		2	2		
5	69W-82575-00	ENGINE STOP SWITCH ASSY INTERRUPTOR DE PARADA COMPL		1	1		
6	682-82556-00	.LANYARD, STOP SWITCH .CORDON DE INTERRUPTOR PARADA		1	1		
7	689-8257Y-00	.CAP .TAPA		1	1		
8	6X4-42728-00	CAP TAPA		1			
	6X4-82563-01	TRIM & TILT SWITCH ASSY INTERRUPTOR DE INCLINACION			1		
9	97980-06216	SCREW, WITH WASHER TORNILLO, CON ARANDELA		1	1		
10	6X4-82586-20	EXT., WIRE HARNESS (L:1,25M) EXT, CONJ. DE CABLES (L:1,25M)		1	1		
11	6X4-83383-00	BUZZER ZUMBADOR		1	1		
12	6X4-83386-00	STAY, BUZZER TIRANTE DE ZUMBADOR		1	1		
13	97D95-06014	BOLT, HEXAGON DEEP RECESS TORNILLO HEXAGONAL		1	1		
14	6X4-83653-00	WIRE, LEAD (L:1250MM) CABLE CONDUCTOR (L:1250MM)		1	1		
15	6C5-84301-00	PILOT LIGHT ASSY 1 LUZ PILOTO COMPLETA 1		1	1		
16	6X4-44114-00	STOPPER RETEN		1	1		
17	97780-60620	SCREW, TAPPING TORNILLO DE CABEZA DE CONO ACH		2	2		
18	6X4-42727-00	GROMMET TAPON		1	1		
19	6FM-83589-00	GASKET EMPAQUE		1	1		
20	6X4-85415-00	MARK, SIGNAL LAMP MARCO DE FOCO DE SENAL		1	1		
21	6X4-81942-01	COVER CUBIERTA		1	1		

FIG. 22 STEERING 3

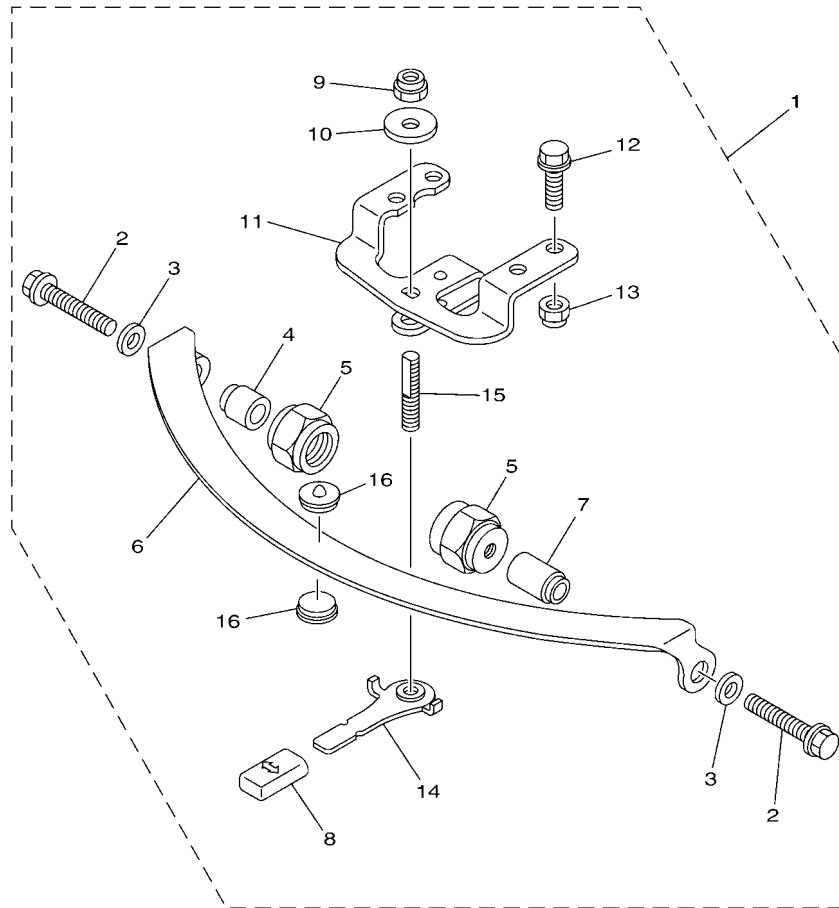
DIRECCION 3



REF. NO.	PART NO. CODIGO N°	DESCRIPTION DESCRIPCION	ED	EHD	EHT	ET	REMARKS OBSERVACIONES
1	68V-42725-10	GROMMET TAPON		1	1		
2	6X4-42121-11-8D	BRACKET SOPORTE		1	1		
3	90116-10062	BOLT, STUD ESPARRAGO		2	2		
4	90185-10027	NUT, SELF-LOCKING TUERCA AUTOBLOCANTE		4	4		
5	90447-22007	TUBE TUBO		1	1		
6	6G5-83557-00	TUBE ENCHUFE DE ACEITE		1	1		
7	6X4-42735-00	PROTECTOR SEGURO RONDANA		1	1		
8	63D-24367-00	CLAMP, FUEL PIPE 2 GRAMPA DE TUBO DE COMBUST.2		1	1		
9	6X4-24364-00	STAY SOPORTE		1	1		
10	97E95-06516	BOLT, HEXAGON W/W DEEP RECESS TORNILLO HEXAGONAL CON RONDONA		2	2		
11	90465-13M24	CLAMP BRIDA		5	5		
12	90465-13M30	CLAMP BRIDA		1	1		



6BCG200-S220



**FWD**  
6FP1200-R390

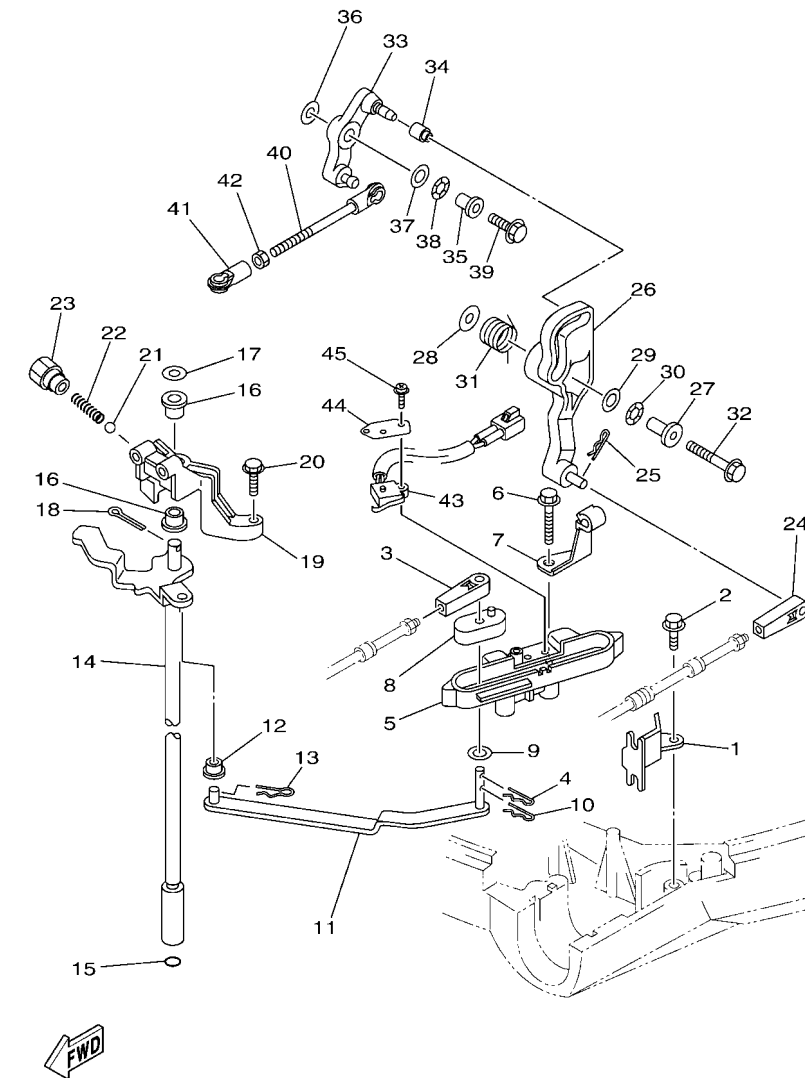
**FIG. 23 STEERING FRICTION**

**FRICCION DE DIRECCION**

REF. NO.	PART NO. CODIGO N°	DESCRIPTION DESCRIPCION	ED	EHD	EHT	ET	REMARKS OBSERVACIONES
1	67G-42508-11	STEERING FRICTION ASSY DIRECCION FRICCION COMP.		1	1		
2	90119-08M74	.BOLT, WITH WASHER .TORNILLO CON ARANDELA		2	2		
3	90201-08M01	.WASHER, PLATE .ARANDELA PLANA		2	2		
4	67G-42541-00	.PIPE 1 .TUBO 1		1	1		
5	67G-42546-00	.NUT .TUERCA		2	2		
6	63D-42527-00	.PLATE, FRICTION .PLACA DE FRICCION		1	1		
7	67G-42541-10	.PIPE 1 .TUBO 1		1	1		
8	682-43318-01	.COVER .CUBIERTA		1	1		
9	90185-10M14	.NUT, SELF-LOCKING .TUERCA AUTOBLOCANTE		1	1		
10	90201-10M76	.WASHER, PLATE .ARANDELA PLANA		1	1		
11	6X4-42526-00	.PLATE, FRICTION .PLACA DE FRICCION		1	1		
12	97E95-08525	.BOLT, HEXAGON W/W DEEP RECESS .TORNILLO HEXAGONAL CON RONDONA		2	2		
13	90185-08057	.NUT, SELF-LOCKING .TUERCA AUTOBLOCANTE		2	2		
14	67G-42561-00	.KNOB, STEERING LOCK .PERILLA		1	1		
15	67G-42562-00	.SHAFT, STEERING LOCK .EJE, CERRADURA DE DIRECCION		1	1		
16	63D-42528-00	.PLATE, FRICTION .PIEZA DE FRICCION		2	2		

FIG. 24 CONTROL

CONTROL

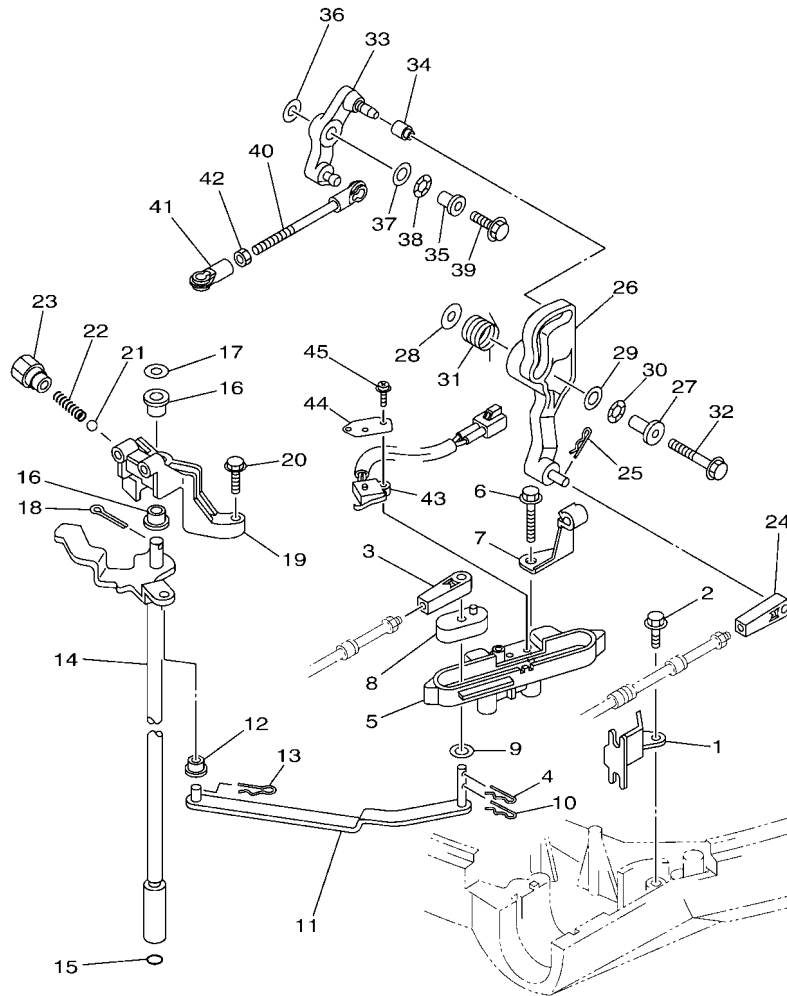


6BCG200-S240

REF. NO.	PART NO. CODIGO N°	DESCRIPTION DESCRIPCION	ED	EHD	EHT	ET	REMARKS OBSERVACIONES
1	67F-48538-00	CLAMP, CABLE 1 GRAMPA DE CABLE	1	1	1	1	
2	90109-06M86	BOLT PERNO	1	1	1	1	
3	6FM-48344-00	CABLE END, REMOTE CONTROL BASE CONTROL	1	1	1	1	
4	90468-18008	CLIP PRESILLA	1	1	1	1	
5	6D8-44117-00-94	BRACKET SOPORTE	1	1	1	1	
6	97E95-06550	BOLT, HEXAGON W/W DEEP RECESS TORNILLO HEXAGONAL CON RONDONA	2	2	2	2	
7	90462-10027	CLAMP BRIDA	1	1	1	1	
8	68V-44122-01	BUSHING, SHIFT ROD LEVER BUJE PALANCA VARILLA DE CAMBIO	1	1	1	1	
9	90202-07M07	WASHER, PLATE ARANDELA DE PLANA	1	1	1	1	
10	90468-18008	CLIP PRESILLA	1	1	1	1	
11	67F-44121-00	LEVER, SHIFT ROD PALANCA VARILLA CAMBIOS	1	1	1	1	
12	90386-06M12	BUSH BUJE	1	1	1	1	
13	90468-18008	CLIP PRESILLA	1	1	1	1	
14	60C-44120-11 60C-44120-31	HANDLE GEAR SHIFT ASSY MANIJA DE CAMBIO COMPL HANDLE GEAR SHIFT ASSY MANIJA DE CAMBIO COMPL	1 1	1 1			L(20.3") L(20.3") X(25.3") X(25.3")
15	93210-09165	O-RING ANILLO O	1	1	1	1	
16	90386-90M90	BUSH BUJE	2	2	2	2	
17	90201-09M02	WASHER, PLATE ARANDELA PLANA	1	1	1	1	
18	91490-20015	PIN. COTTER CHAVETA	1	1	1	1	
19	68V-44118-00	BRACKET SOPORTE	1	1	1	1	
20	97E75-06525	BOLT, HEXAGON W/W DEEP RECESS TORNILLO HEXAGONAL CON RONDONA	2	2	2	2	
21	93501-04M02	BALL BOLA	1	1	1	1	
22	90501-12082	SPRING, COMPRESSION RESORTE DE COMPRESION	1	1	1	1	
23	648-42715-00	BUSHING BUJE	1	1	1	1	
24	6FM-48344-00	CABLE END, REMOTE CONTROL BASE CONTROL	1	1	1	1	
25	90468-18008	CLIP PRESILLA	1	1	1	1	
26	6D8-42154-00	LEVER, THROTTLE CONTROL PALANCA CONTROL ACELERADOR	1	1	1	1	

FIG. 24 CONTROL

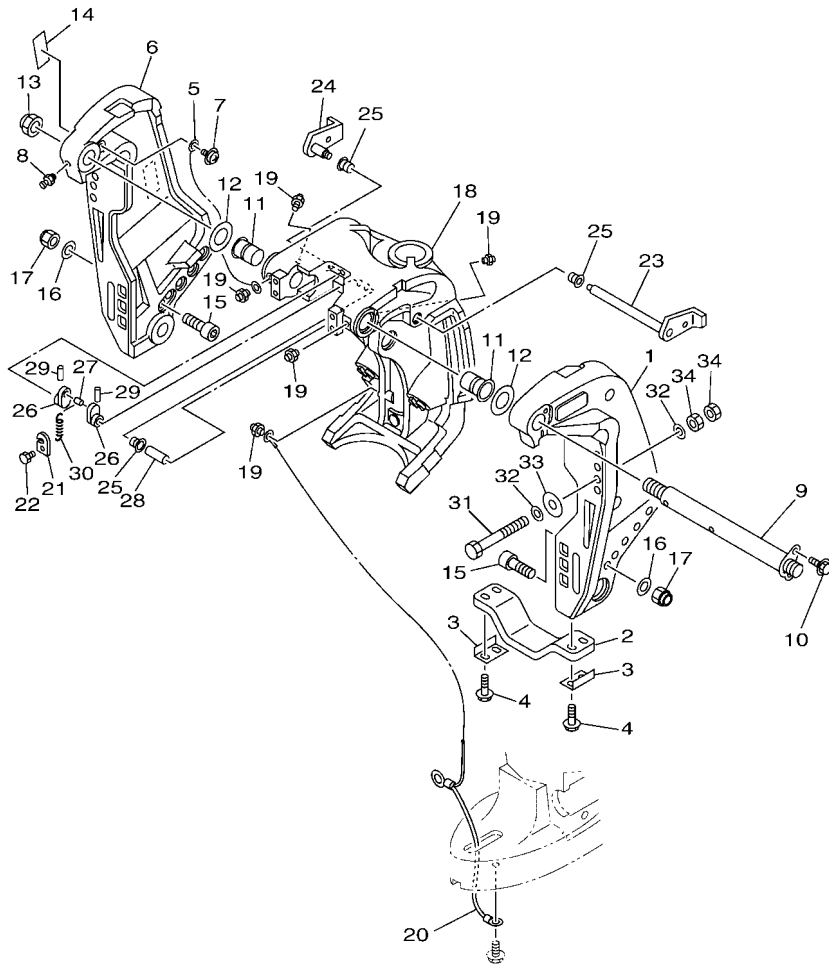
CONTROL



REF. NO.	PART NO. CODIGO N°	DESCRIPTION DESCRIPCION	ED	EHD	EHT	ET	REMARKS OBSERVACIONES
27	90387-06M21	COLLAR ESPACIADOR	1	1	1	1	
28	90201-06M62	WASHER, PLATE ARANDELA PLANA	1	1	1	1	
29	90201-10M02	WASHER, PLATE ARANDELA PLANA	1	1	1	1	
30	90206-10M04	WASHER, WAVE ARANDELA ONDULADA	1	1	1	1	
31	67F-44135-00	SPRING RESORTE	1	1	1	1	
32	97E95-06635	BOLT, HEXAGON W/W DEEP RECESS TORNILLO HEXAGONAL CON RONDONA	1	1	1	1	
33	6D8-42157-00	LEVER, THROTTLE PALANCA DE ACELERADOR	1	1	1	1	
34	68V-42171-00	BUSHING BUJE	1	1	1	1	
35	90387-06013	COLLAR ESPACIADOR	1	1	1	1	
36	90201-06M31	WASHER, PLATE ARANDELA PLANA	1	1	1	1	
37	90201-10M02	WASHER, PLATE ARANDELA PLANA	1	1	1	1	
38	90206-10M04	WASHER, WAVE ARANDELA ONDULADA	1	1	1	1	
39	97E95-06525	BOLT, HEXAGON W/W DEEP RECESS TORNILLO HEXAGONAL CON RONDONA	1	1	1	1	
40	6D8-41237-00	JOINT, LINK CONECTOR	1	1	1	1	
41	682-41237-00	JOINT, LINK CONECTOR	1	1	1	1	
42	95380-05600	NUT TUERCA	1	1	1	1	
43	60V-8259F-00	SWITCH ASSY INTERRUPTOR	1	1	1	1	
44	61A-82588-01	PLATE PLACA	1	1	1	1	
45	97985-04116	SCREW, WITH WASHER TORNILLO, CON ARANDELA	2	2	2	2	

  
6BCG200-S240



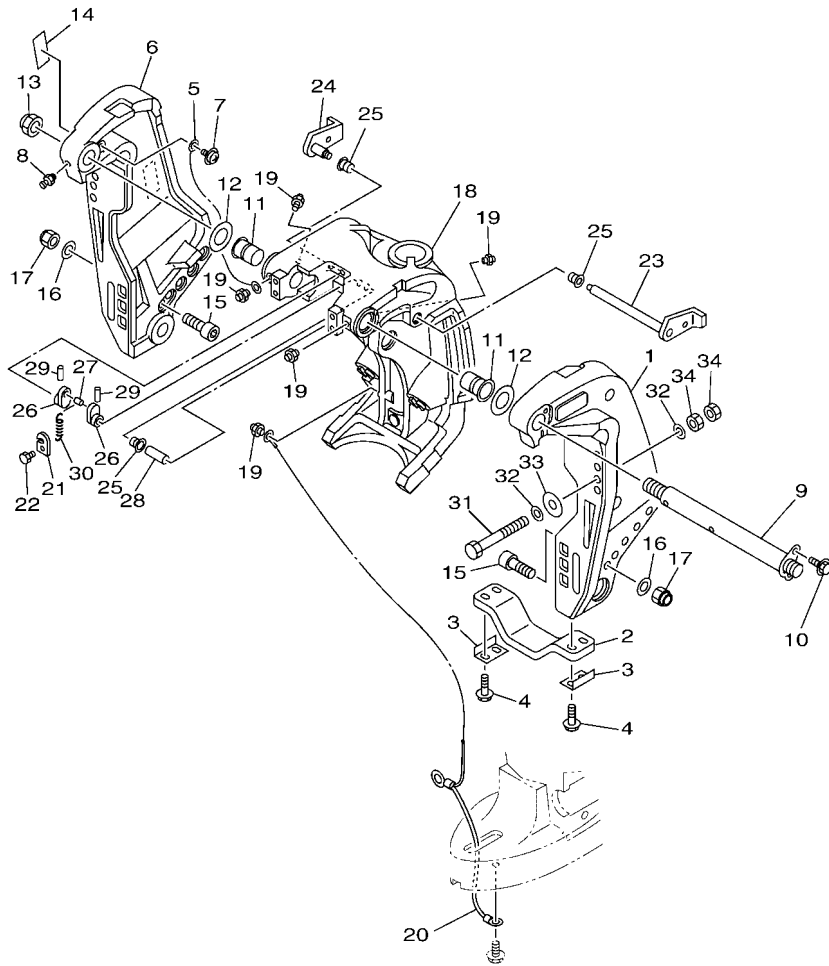


6BCE200-R250

FIG. 25 BRACKET 1

SOPORTE 1

REF. NO.	PART NO. CODIGO N°	DESCRIPTION DESCRIPCION	ED	EHD	EHT	ET	REMARKS OBSERVACIONES
1	6BC-43111-00-8D	BRACKET, CLAMP 1 SOPORTE DE LA ABRAZADERA 1	1	1			
2	6G5-45251-02	ANODE CATODE	1	1			
3	6G5-44526-00	PLATE PLACA 1	2	2			
4	97E95-06530	BOLT, HEXAGON W/W DEEP RECESS TORNILLO HEXAGONAL CON RONDONA	4	4			
5	6E5-82148-00	WIRE, LEAD 4 CABLE CONDUCTOR 4	1	1			
6	6BC-43112-00-8D	BRACKET, CLAMP 2 SOPORTE DE LA ABRAZADERA 2	1	1			
7	97985-06212	SCREW, WITH WASHER TORNILLO, CON ARANDELA	1	1			
8	93700-06002	NIPPLE, GREASE BOQUILLA DE ENGRASAR	1	1			
9	64E-43131-01	BOLT, CLAMP BRACKET TORNILLO DE ABRAZADERA DEL SOP	1	1			
10	97E95-08520	BOLT, HEXAGON W/W DEEP RECESS TORNILLO HEXAGONAL CON RONDONA	1	1			
11	90386-25M31	BUSH BUJE	2	2			
12	90201-26M59	WASHER, PLATE ARANDELA PLANA	2	2			
13	90185-22M11	NUT, SELF-LOCKING TUERCA AUTOBLOCANTE	1	1			
14	63D-43691-00	INDICATOR, TILT INDICADOR	1	1			
15	90110-12M00	BOLT, HEXAGON SOCKET HEAD TORNILLO ALLEN	2	2			
16	92990-12200	WASHER, PLAIN ARANDELA PLANA	2	2			
17	90185-12M12	NUT, SELF-LOCKING TUERCA AUTOBLOCANTE	2	2			
18	6BC-43311-00-8D	BRACKET, SWIVEL 1 SOPORTE GIRATORIO 1	1	1			L(20.3") L(20.3")
	6BC-43311-10-8D	BRACKET, SWIVEL 1 SOPORTE GIRATORIO 1	1	1			X(25.3") X(25.3")
19	93700-06002	NIPPLE, GREASE BOQUILLA DE ENGRASAR	5	5			
20	66K-82149-00	WIRE, LEAD 3 CABLE CONDUCTOR 3	1	1			L(20.3") L(20.3")
	68V-82149-30	WIRE, LEAD 3 CABLE CONDUCTOR 3	1	1			X(25.3") X(25.3")
21	66T-43144-00	HOOK, SPRING GANCHO	1	1			
22	97D95-06010	BOLT, HEXAGON DEEP RECESS TORNILLO HEXAGONAL	1	1			
23	6BC-43181-00	LEVER, TILT STOP 1 PALANCA TOPE INCLINACION 1	1	1			
24	6BC-43185-00	LEVER, TILT STOP 2 PALANCA TOPE INCLINACION 2	1	1			
25	90386-10M16	BUSH BUJE	3	3			



6BCE200-R250

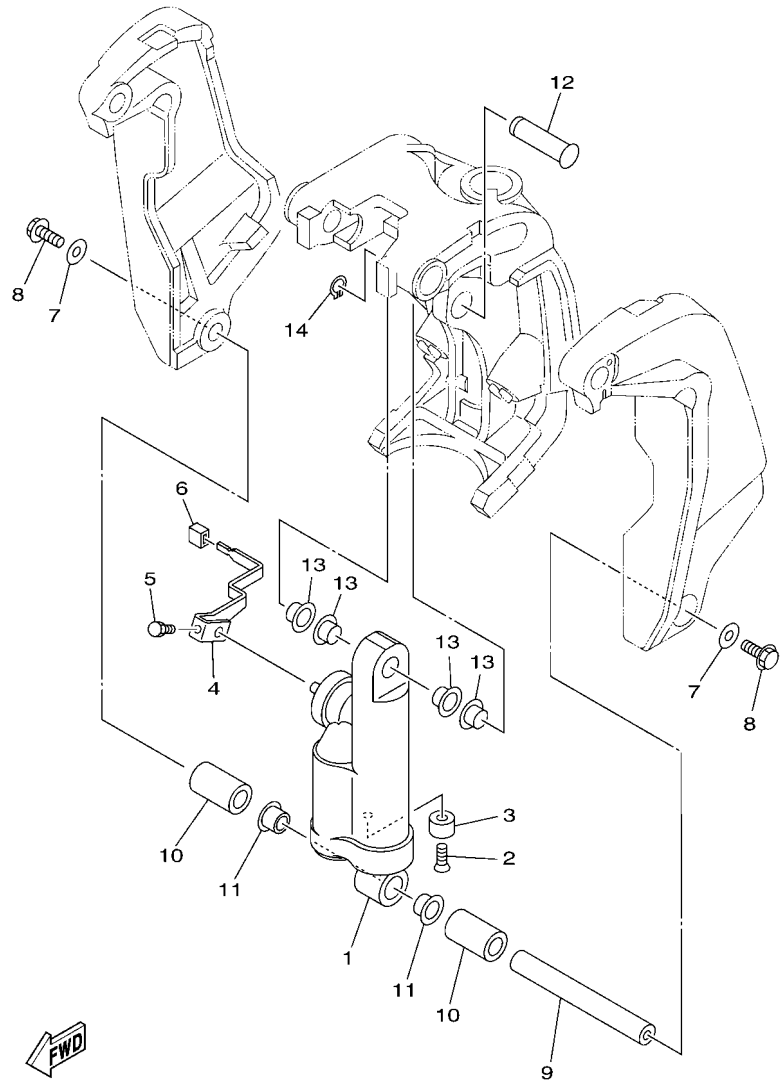
FIG. 25 BRACKET 1

SOPORTE 1

REF. NO.	PART NO. CODIGO N°	DESCRIPTION DESCRIPCION	ED	EHD	EHT	ET	REMARKS OBSERVACIONES
26	6G5-43148-00	COLLAR, DISTANCE COLLAR	2	2			
27	90249-06M19	PIN PASADOR	1	1			
28	90387-10M05	COLLAR ESPACIADOR	1	1			
29	91690-30020	PIN, SPRING PASADOR DE RESORTE	2	2			
30	90506-14M24	SPRING, TENSION RESORTE DE TENSION	1	1			
31	90101-12M03	BOLT (L:115MM) TORNILLO (L:115MM)	4	4			
32	90201-13M01	WASHER, PLATE ARANDELA PLANA	8	8			
33	90201-12426	WASHER, PLATE ARANDELA PLANA	4	4			
34	95380-12600	NUT TUERCA	8	8			

FIG. 26 BRACKET 2

SOPORTE 2

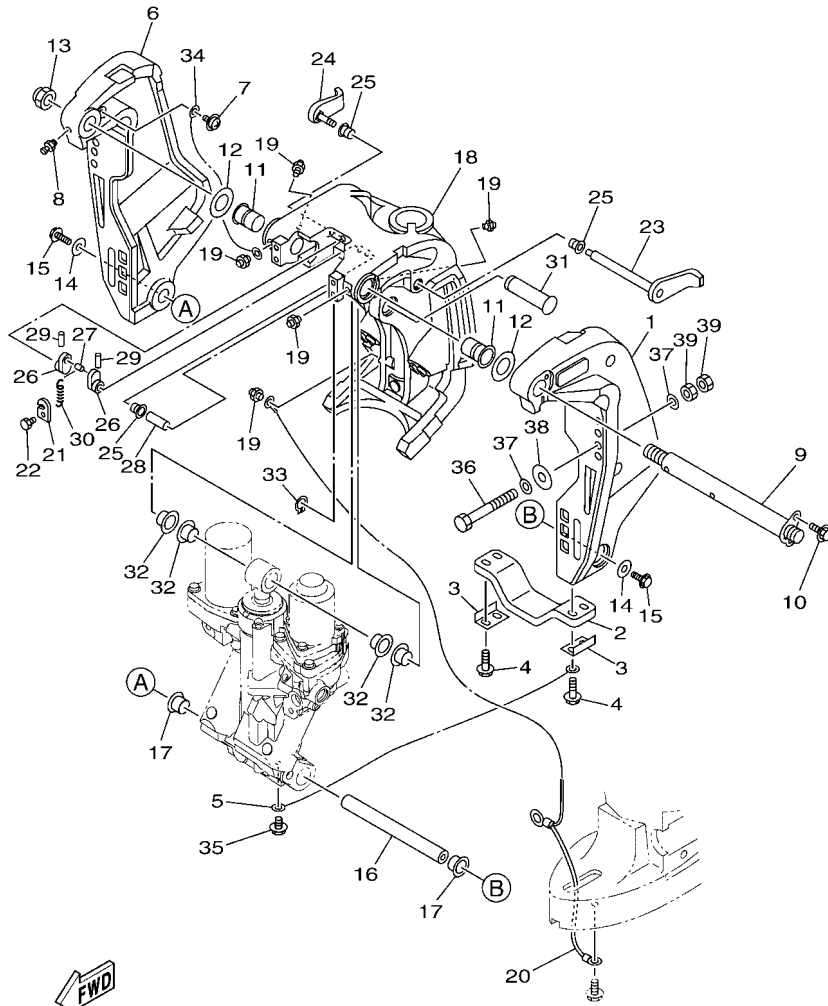


 6BC3200-H250

REF. NO.	PART NO. CODIGO N°	DESCRIPTION DESCRIPCION	ED	EHD	EHT	ET	REMARKS OBSERVACIONES
1	6BC-43107-01-8D	SHOCK ABSORBER SUB-ASSY AMORTIGUADOR COMPL	1	1			
2	90152-06M01	SCREW, COUNTERSUNK TORNILLO EMBUTIDO	1	1			
3	663-45251-00	ANODE CATODE	1	1			
4	6BC-43631-00	LEVER, TILT PALANCA DE INCLINACION	1	1			
5	90101-06057	BOLT TORNILLO	1	1			
6	6G1-43318-01	COVER CUBIERTA	1	1			
7	90201-10060	WASHER, PLATE ARANDELA PLANA	2	2			
8	90119-10054	BOLT, WITH WASHER TORNILLO CON ARANDELA	2	2			
9	6BC-43818-00	PIN, LOWER SHOCK MOUNT PASADOR AMORTIGUADOR INFERIOR	1	1			
10	90387-22018	COLLAR ESPACIADOR	2	2			
11	90386-22M98	BUSH BUJE	2	2			
12	64E-43126-00	PIN, UPPER SHOCK MOUNT PASADOR DE AMORTIGUADOR SUPERIOR	1	1			
13	90386-22M98	BUSH BUJE	4	4			
14	93410-22M11	CIRCLIP SEGURO	1	1			

FIG. 27 BRACKET 3

SOPORTE 3

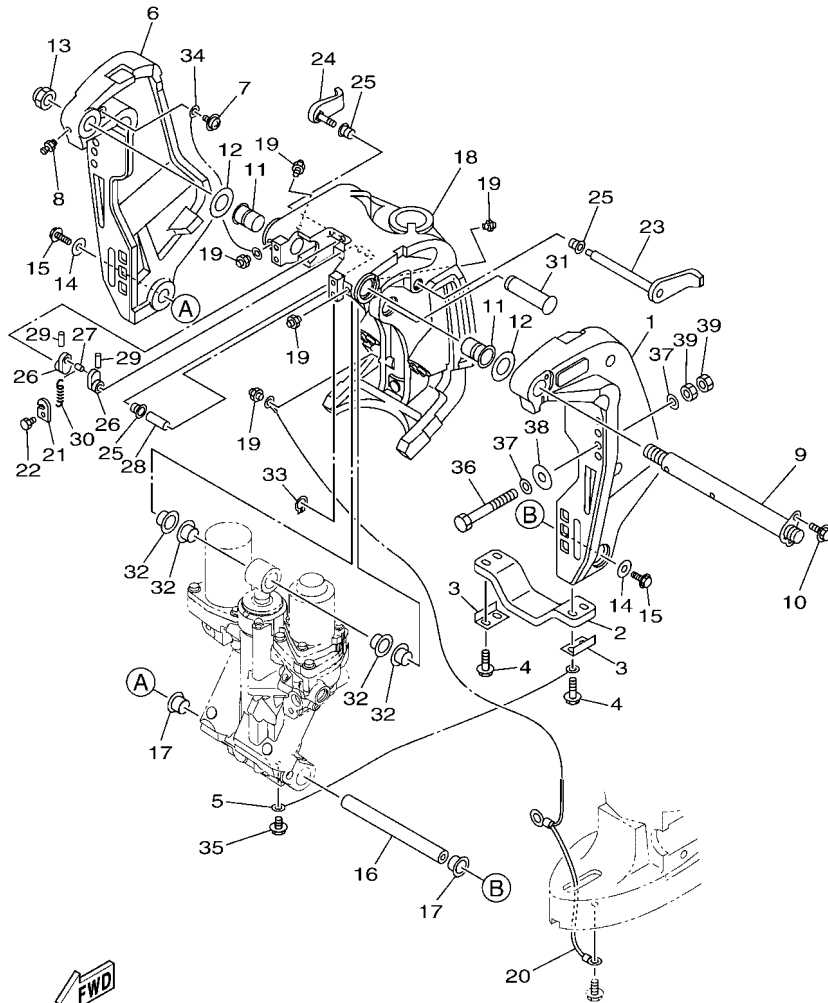


6BCG200-S270

REF. NO.	PART NO. CODIGO N°	DESCRIPTION DESCRIPCION	ED	EHD	EHT	ET	REMARKS OBSERVACIONES
1	68V-43111-01-8D	BRACKET, CLAMP 1 SOPORTE DE LA ABRAZADERA 1			1	1	
2	6G5-45251-02	ANODE CATODE			1	1	
3	6G5-44526-00	PLATE PLACA 1			2	2	
4	97E95-06530	BOLT, HEXAGON W/W DEEP RECESS TORNILLO HEXAGONAL CON RONDONA			4	4	
5	6E5-82148-00	WIRE, LEAD 4 CABLE CONDUCTOR 4			1	1	
6	68V-43112-01-8D	BRACKET, CLAMP 2 SOPORTE DE LA ABRAZADERA 2			1	1	
7	97985-06212	SCREW, WITH WASHER TORNILLO, CON ARANDELA			1	1	
8	93700-06002	NIPPLE, GREASE BOQUILLA DE ENGRASAR			1	1	
9	64E-43131-01	BOLT, CLAMP BRACKET TORNILLO DE ABRAZADERA DEL SOP			1	1	
10	97E95-08520	BOLT, HEXAGON W/W DEEP RECESS TORNILLO HEXAGONAL CON RONDONA			1	1	
11	90386-25M31	BUSH BUJE			2	2	
12	90201-26M59	WASHER, PLATE ARANDELA PLANA			2	2	
13	90185-22M11	NUT, SELF-LOCKING TUERCA AUTOBLOCANTE			1	1	
14	90201-10060	WASHER, PLATE ARANDELA PLANA			2	2	
15	90119-10054	BOLT, WITH WASHER TORNILLO CON ARANDELA			2	2	
16	6BC-43818-00	PIN, LOWER SHOCK MOUNT PASADOR AMORTIGUADOR INFERIOR			1	1	
17	90386-22M98	BUSH BUJE			2	2	
18	64E-43311-20-8D	BRACKET, SWIVEL 1 SOPORTE GIRATORIO 1			1	1	
19	93700-06002	NIPPLE, GREASE BOQUILLA DE ENGRASAR			5	5	
20	68V-82149-30	WIRE, LEAD 3 CABLE CONDUCTOR 3			1	1	
21	66T-43144-00	HOOK, SPRING GANCHO			1	1	
22	97D95-06010	BOLT, HEXAGON DEEP RECESS TORNILLO HEXAGONAL			1	1	
23	6G5-43181-02	LEVER, TILT STOP 1 PALANCA TOPE INCLINACION 1			1	1	
24	6G5-43185-02	LEVER, TILT STOP 2 PALANCA TOPE INCLINACION 2			1	1	
25	90386-10M16	BUSH BUJE			3	3	
26	6G5-43148-00	COLLAR, DISTANCE COLLAR			2	2	
27	90249-06M19	PIN PASADOR			1	1	

FIG. 27 BRACKET 3

SOPORTE 3

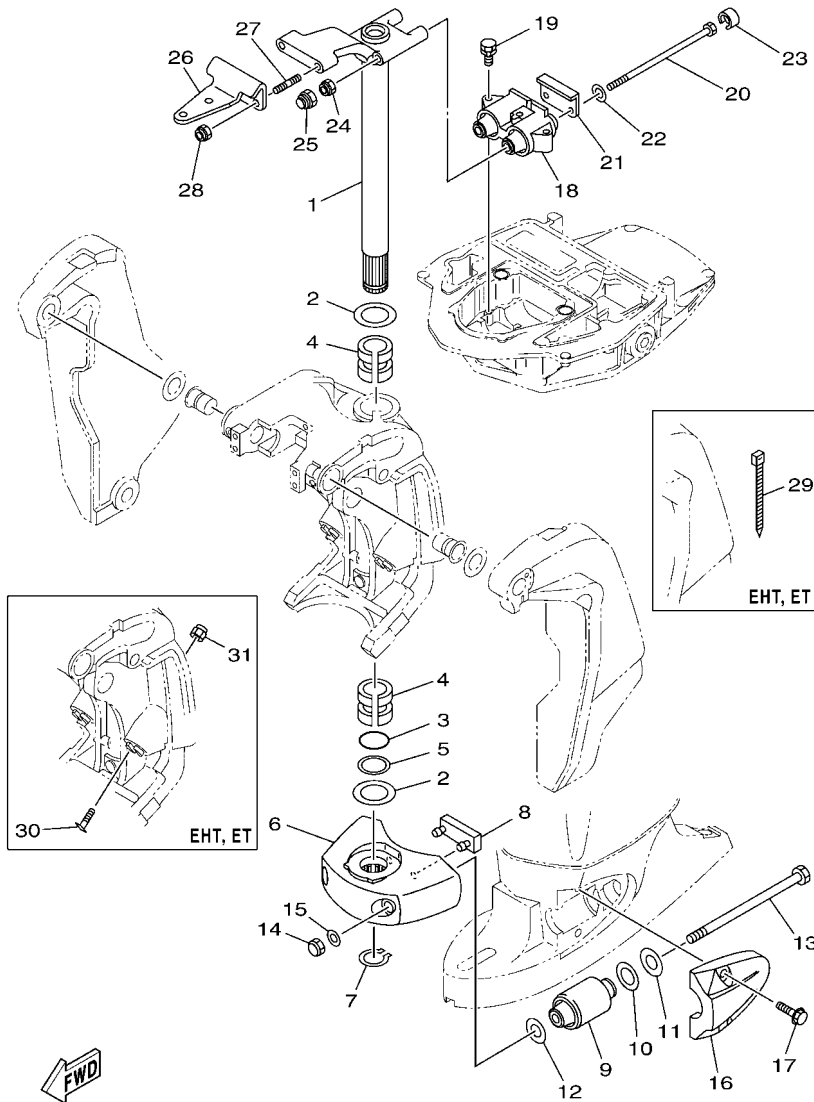


6BCG200-S270

REF. NO.	PART NO. CODIGO N°	DESCRIPTION DESCRIPCION	ED	EHD	EHT	ET	REMARKS OBSERVACIONES
28	90387-10M05	COLLAR ESPACIADOR			1	1	
29	91690-30020	PIN, SPRING PASADOR DE RESORTE			2	2	
30	90506-14M24	SPRING, TENSION RESORTE DE TENSION			1	1	
31	64E-43126-00	PIN, UPPER SHOCK MOUNT PASADOR DE AMORTIGUADOR SUPERIOR			1	1	
32	90386-22M98	BUSH BUJE			4	4	
33	93410-22M11	CIRCLIP SEGURO			1	1	
34	6E5-82148-00	WIRE, LEAD 4 CABLE CONDUCTOR 4			1	1	
35	97E95-06510	BOLT, HEXAGON W/W DEEP RECESS TORNILLO HEXAGONAL CON RONDONA			1	1	
36	90101-12M03	BOLT (L:115MM) TORNILLO (L:115MM)			4	4	
37	90201-13M01	WASHER, PLATE ARANDELA PLANA			8	8	
38	90201-12426	WASHER, PLATE ARANDELA PLANA			4	4	
39	95380-12600	NUT TUERCA			8	8	

FIG. 28 BRACKET 4

SOPORTE 4

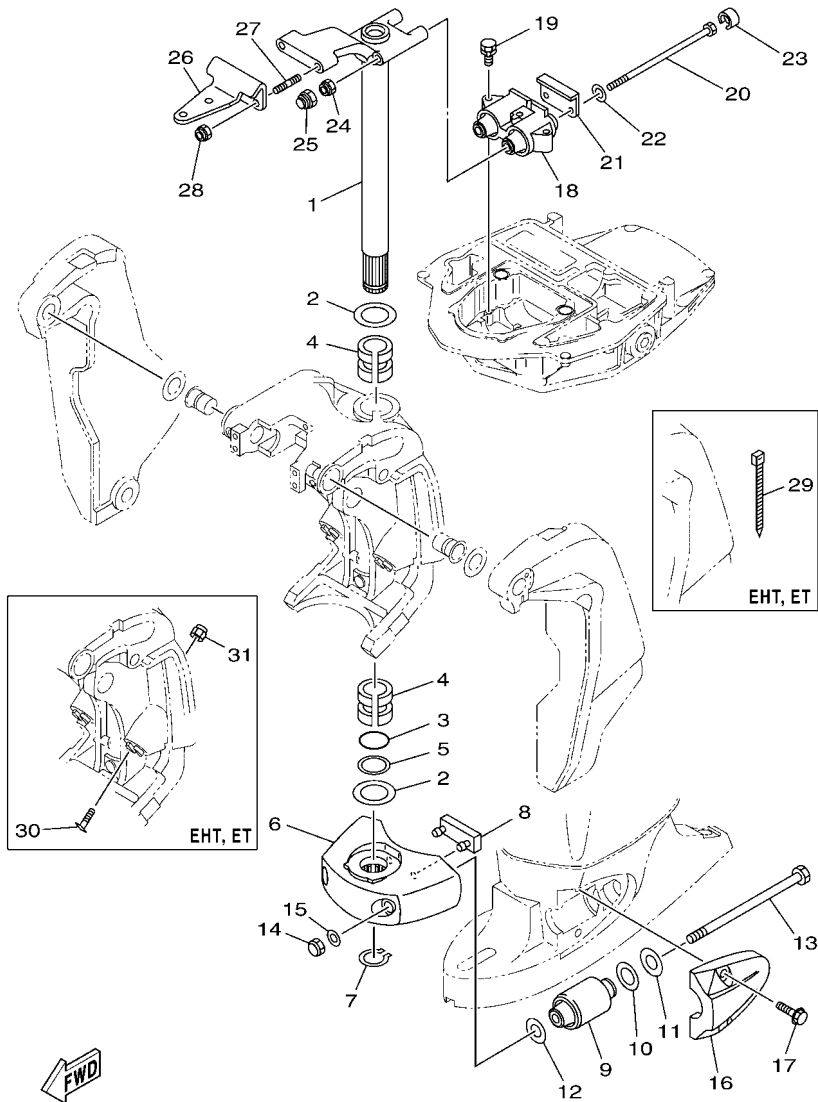


6BCJ200-T280

REF. NO.	PART NO. CODIGO N°	DESCRIPTION DESCRIPCION	ED	EHD	EHT	ET	REMARKS OBSERVACIONES
1	68V-42510-11-8D	STEERING BRACKET ASSY SOPORTE DIRECCION COMPL.	1	1			L(20.3") L(20.3")
	68V-42510-31-8D	STEERING BRACKET ASSY SOPORTE DIRECCION COMPL.		1	1	1	X(25.3") X(25.3")
2	90201-38M60	WASHER, PLATE ARANDELA PLANA	2	2	2	2	
3	93210-37MH7	O-RING ANILLO O	1	1	1	1	
4	90386-38M32	BUSH BUJE	2	2	2	2	
5	90202-40M47	WASHER, PLATE ARANDELA DE PLANA	1	1	1	1	
6	68V-44551-00-8D	HOUSING, LOWER MOUNT RUBBER 1 CAJA AMORTIGUADOR INFERIOR HU	1	1	1	1	
7	93410-37M04	CIRCLIP SEGURO	1	1	1	1	
8	61A-44575-00	DAMPER, LOWER MOUNT RUBBER AMORTIGUADOR INFERIOR	1	1	1	1	
9	61A-44555-01	MOUNT DAMPER, LOWER SIDE AMORTIGUADOR DE HULE LADO INFE	2	2	2	2	
10	90202-32M19	WASHER, PLATE ARANDELA DE PLANA	2	2	2	2	
11	90201-16M55	WASHER, PLATE ARANDELA PLANA	2	2	2	2	
12	90201-15M58	WASHER, PLATE ARANDELA PLANA	2	2	2	2	
13	90109-14007	BOLT PERNO	2	2	2	2	
14	90176-14003	NUT, CROWN TUERCA CORONA	2	2	2	2	
15	92995-14600	WASHER ARANDELA	2	2	2	2	
16	68V-44553-00-8D	COVER, LOWER MOUNT CUBIERTA, AMORTIGUADOR INFERIOR	2	2	2	2	
17	90119-10058	BOLT, WITH WASHER TORNILLO CON ARANDELA	4	4	4	4	
18	67F-44514-01	MOUNT DAMPER, UPPER SIDE AMORTIGUADOR LADO SUPERIOR	1	1	1	1	
19	90119-08091	BOLT, WITH WASHER TORNILLO CON ARANDELA	3	3	3	3	
20	90109-12007	BOLT PERNO	2	2	2	2	
21	67F-44526-00	PLATE PLACA 1	1	1	1	1	
22	90201-12M09	WASHER, PLATE ARANDELA PLANA	2	2	2	2	
23	67F-44533-00	DAMPER, UPPER MOUNT RUBBER AMORTIGUADOR SUPERIOR	2	2	2	2	
24	90185-12M12	NUT, SELF-LOCKING TUERCA AUTOBLOCANTE	2	2	2	2	
25	60H-44194-00	CAP TAPA	2	2	2	2	
26	68V-48511-01	HOOK, STEERING GANCHO DIRECCION	1	1	1	1	

FIG. 28 BRACKET 4

SOPORTE 4



6BCJ200-T280

REF. NO.	PART NO. CODIGO N°	DESCRIPTION DESCRIPCION	ED	EHD	EHT	ET	REMARKS OBSERVACIONES
27	90116-10062	BOLT, STUD ESPARRAGO	2	2	2	2	
28	90185-10027	NUT, SELF-LOCKING TUERCA AUTOBLOCANTE	2	2	2	2	
29	90465-13M18	CLAMP BRIDA			1	1	
30	61A-43376-00	BOLT, THRUST RECEIVER TORNILLO RECEPTOR			2	2	
31	95780-10300	NUT, FLANGE TUERCA			2	2	
<hr/>							
<hr/>							
<hr/>							
<hr/>							
<hr/>							
<hr/>							
<hr/>							
<hr/>							
<hr/>							
<hr/>							

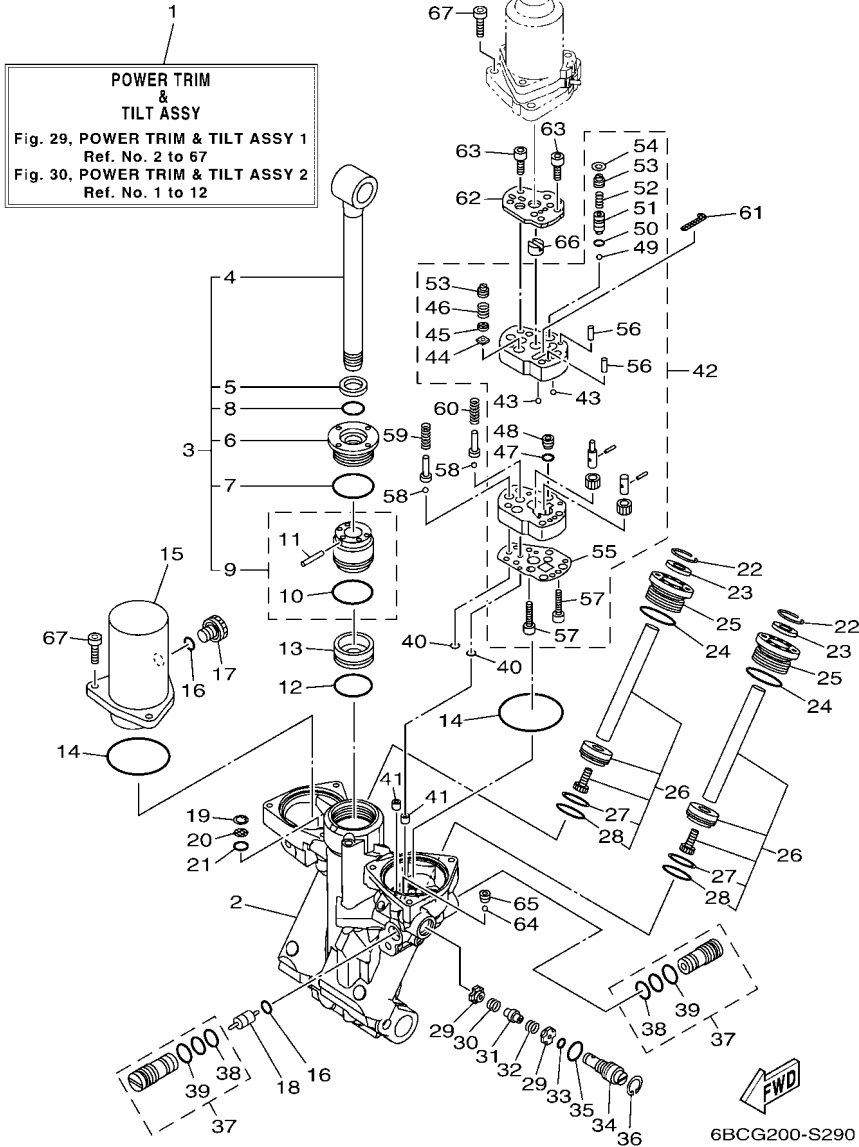


FIG. 29 POWER TRIM & TILT ASSY 1

COMPONER Y PODER VARILLA 1

REF. NO.	PART NO. CODIGO N°	DESCRIPTION DESCRIPCION	ED	EHD	EHT	ET	REMARKS OBSERVACIONES
1	68V-43800-10	POWER TRIM & TILT ASSY ELEVADOR HIDRAULICO COMPL.			1	1	
2	68V-4380L-10	HOUSING, TRIM & TILT SUB ASSY CAJA, INCLINACION Y ADRNO			1	1	
3	64E-43810-10	TILT PISTON SUB ASSY ELEVADOR SUB-PISTON COMPL.			1	1	
4	63P-43801-10	.ROD .VALILLA COMPL INCLINACION			1	1	
5	93106-19N50	.OIL SEAL .SELLO ACEITE			1	1	
6	63P-43811-20	.SCREW, CYLINDER END .TORNILLO CILINDRO EXTREMO			1	1	
7	63P-43861-20	.O-RING .ANILLO EN O 1			1	1	
8	63P-43863-10	.O-RING .ANILLO EN O 3			1	1	
9	64E-4380P-10	.PISTON SUB ASSY .SUB-PISTON COMPL			1	1	
10	6H1-43862-00	.O-RING .ANILLO EN O 2			1	1	
11	91609-16010	.PIN, SPRING .PASADOR DE RESORTE			1	1	
12	6H1-43862-00	O-RING ANILLO EN O 2			1	1	
13	63P-43814-20	PISTON, FREE PISTON LIBRE			1	1	
14	93210-68N50	O-RING ANILLO O			2	2	
15	63P-4382C-20	BODY, RESERVOIR 2 CUERPO DEPOSITO 2			1	1	
16	93210-09165	O-RING ANILLO O			2	2	
17	6CJ-43829-10	PLUG, RESERVOIR TAPON DEPOSITO			1	1	
18	6H1-43841-11	PISTON, SHUTTLE PISTON			1	1	
19	63P-43876-10	RING, SNAP ANILLO			1	1	
20	63P-43816-10	FILTER 1 FIELTRO 1			1	1	
21	93210-11N52	O-RING ANILLO O			1	1	
22	63P-43875-20	RING, SNAP ANILLO			2	2	
23	63P-43822-20	SEAL, TRIM DUST SELLO DE POLVO			2	2	
24	63P-43862-10	O-RING ANILLO EN O 2			2	2	
25	63P-43821-20	SCREW, TRIM CYLINDER END TORNILLO CILINDURO EXTREMO			2	2	
26	63P-43820-20	TRIM PISTON SUB ASSY ELEVADOR PISTON COMPL.			2	2	
27	62X-43871-00	.RING, BACK UP .ANILLO			1	1	



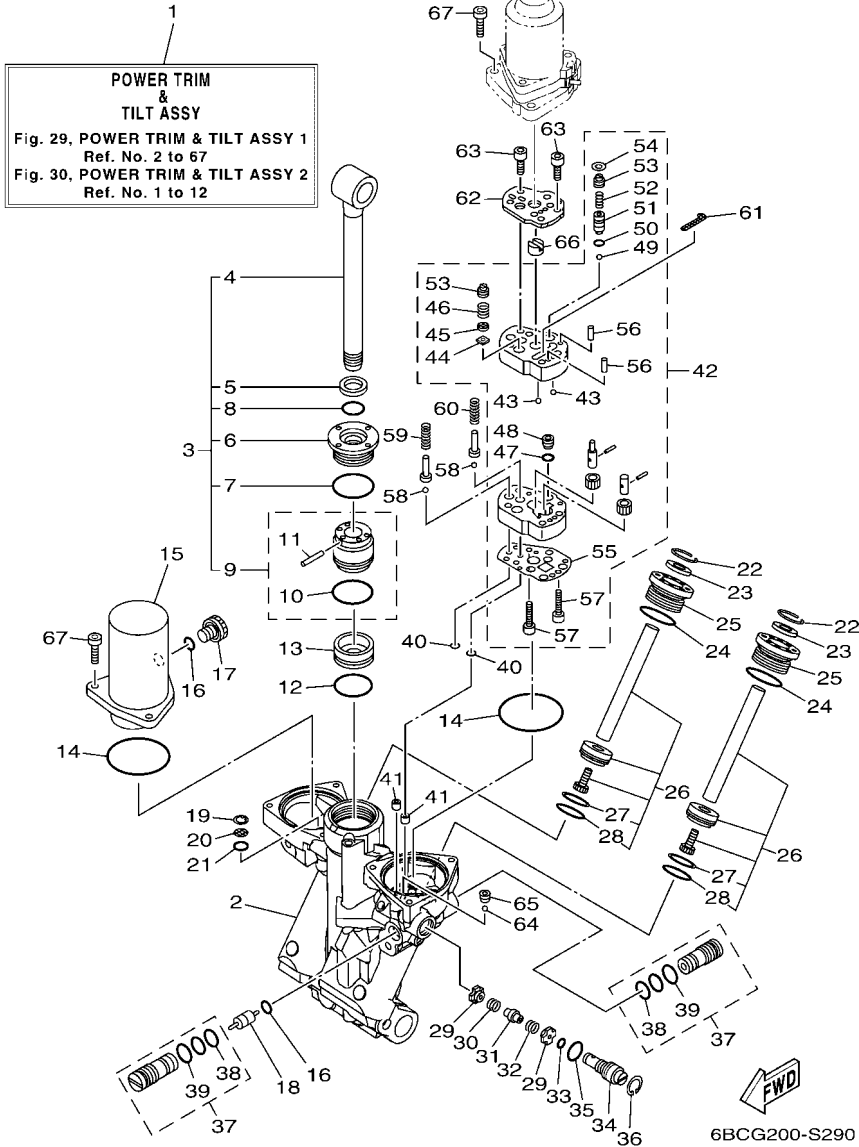


FIG. 29 POWER TRIM & TILT ASSY 1

COMPONER Y PODER VARILLA 1

REF. NO.	PART NO. CODIGO N°	DESCRIPTION DESCRIPCION	ED	EHD	EHT	ET	REMARKS OBSERVACIONES
28	93210-29375	.O-RING .ANILLO O			1	1	
29	63P-43847-10	SEAT, MANUAL VALVE ASIENTO VALVULA MANUAL			2	2	
30	63P-43854-10	SPRING, MANUAL RELEASE RESORTE DESCOPLO MANUAL			1	1	
31	63P-4382A-10	ADAPTOR 1 ADAPTADOR 1			1	1	
32	63P-4384H-10	SPRING RESORTE			1	1	
33	69J-4389J-00	O-RING ANILLO O			1	1	
34	63P-43845-20	SCREW, MANUAL RELEASE TORNILLO DESCOPLO MANUAL			1	1	
35	93210-12327	O-RING ANILLO O			1	1	
36	61A-43876-00	RING, SNAP ANILLO			1	1	
37	63P-43802-20	VALVE SUB ASSY VALVULA PRINCIPAL COMPL.			2	2	
38	93210-12N52	.O-RING .ANILLO O			1	1	
39	6H1-43866-01	.O-RING .ANILLO EN O 6			1	1	
40	93210-064A5	O-RING ANILLO O			2	2	
41	63P-4381C-20	FILTER 3 FIELTRO 3			2	2	
42	68V-43830-10	GEAR PUMP ASSY ENGRANAJE BOMBA COMPL.			1	1	
43	93503-16003	.BALL .ESFERA			2	2	
44	6H1-4384G-11	.SEAL, RELIEF VALVE .ASIENTO			1	1	
45	6H1-43844-10	.PIN, VALVE SUPPORT .PASADOR VALVULA SOPORTE			1	1	
46	6H1-43856-10	.SPRING, DOWN RELIEF .RESORTE SEGURIDAD			1	1	
47	93210-07N51	.O-RING .ANILLO O			1	1	
48	63P-43851-20	.SEAT, RELIEF VALVE .ASIENTO VALVULA DE DESCARGA			1	1	
49	93501-08001	.BALL .BOLA			1	1	
50	93210-064A5	.O-RING .ANILLO O			1	1	
51	63P-43844-20	.PIN, VALVE SUPPORT .PASADOR VALVULA SOPORTE			1	1	
52	68V-43855-10	.SPRING, UP RELIEF .RESORTE SEGURIDAD SUPERIOR			1	1	
53	63P-43843-10	.SCREW, VALVE LOCK .TORNILLO			2	2	
54	63P-43338-10	.WASHER, WAVE .ARANDELA ONDULADA			1	1	

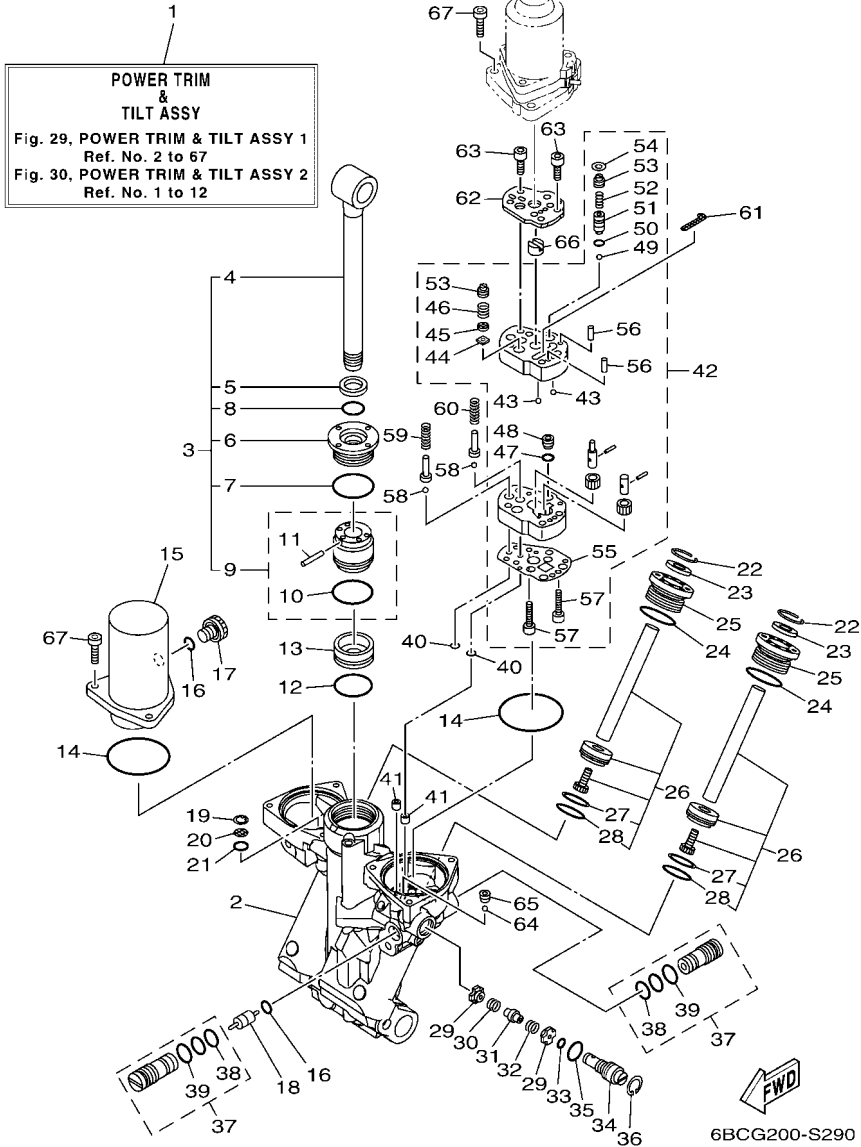


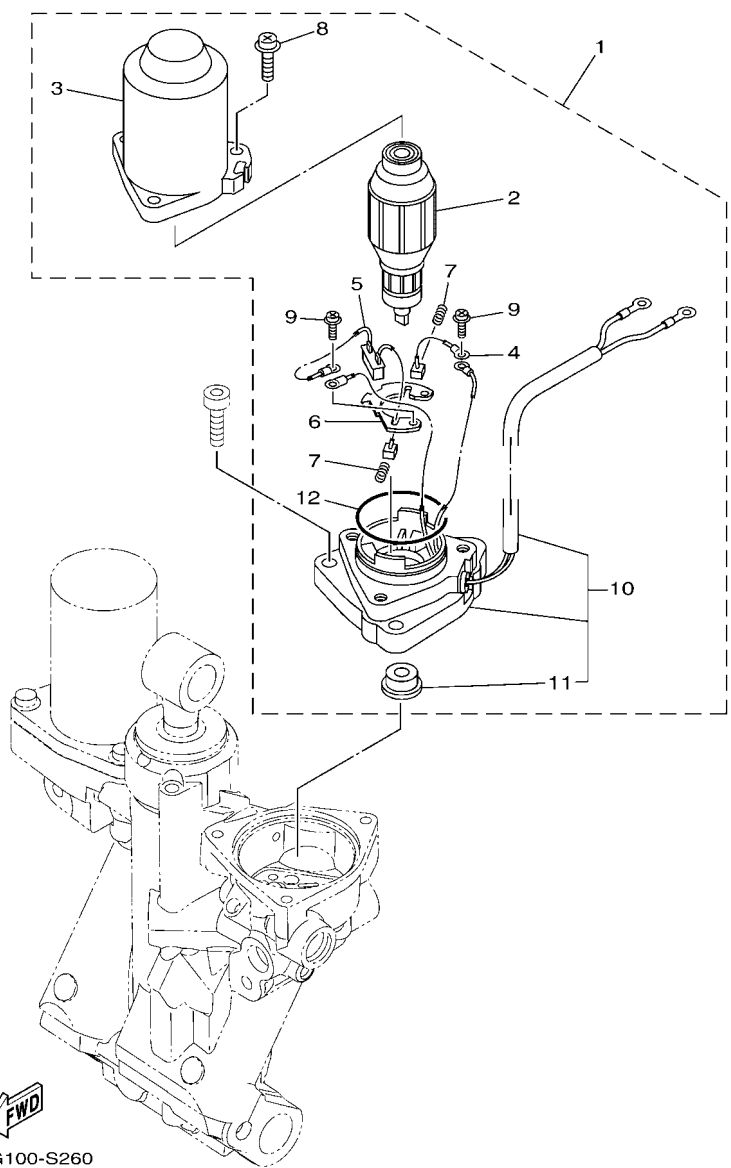
FIG. 29 POWER TRIM & TILT ASSY 1

COMPONER Y PODER VARILLA 1

REF. NO.	PART NO. CODIGO N°	DESCRIPTION DESCRIPCION	ED	EHD	EHT	ET	REMARKS OBSERVACIONES
55	63P-4384G-20	.SEAL, RELIEF VALVE .ASIENTO			1	1	
56	93604-10011	.PIN, DOWEL .PASADOR DE CLAVIJA			2	2	
57	91312-04020	.BOLT, HEXAGON SOCKET HEAD .TORNILLO ALLEN			2	2	
58	93501-08001	BALL BOLA			2	2	
59	63P-43857-10	SPRING, ABSORBER VALVE RESORTE			1	1	
60	63P-4385H-10	SPRING, SEAL RESORTE			1	1	
61	6CJ-43816-00	FILTER 1 FIELTRO 1			1	1	
62	63P-4381J-10	PLATE PLACA			1	1	
63	91312-05035	BOLT, HEXAGON SOCKET HEAD TORNILLO ALLEN			4	4	
64	93505-32038	BALL BOLA			1	1	
65	61A-43878-00	BOLT, SOCKET TORNILLO ENCASTRE			1	1	
66	69J-43831-00	CONNECTOR, SHAFT CONEXION EJE			1	1	
67	91380-06025	BOLT PERNO			6	6	

FIG. 30 POWER TRIM & TILT ASSY 2

COMPONER Y PODER VARILLA 2

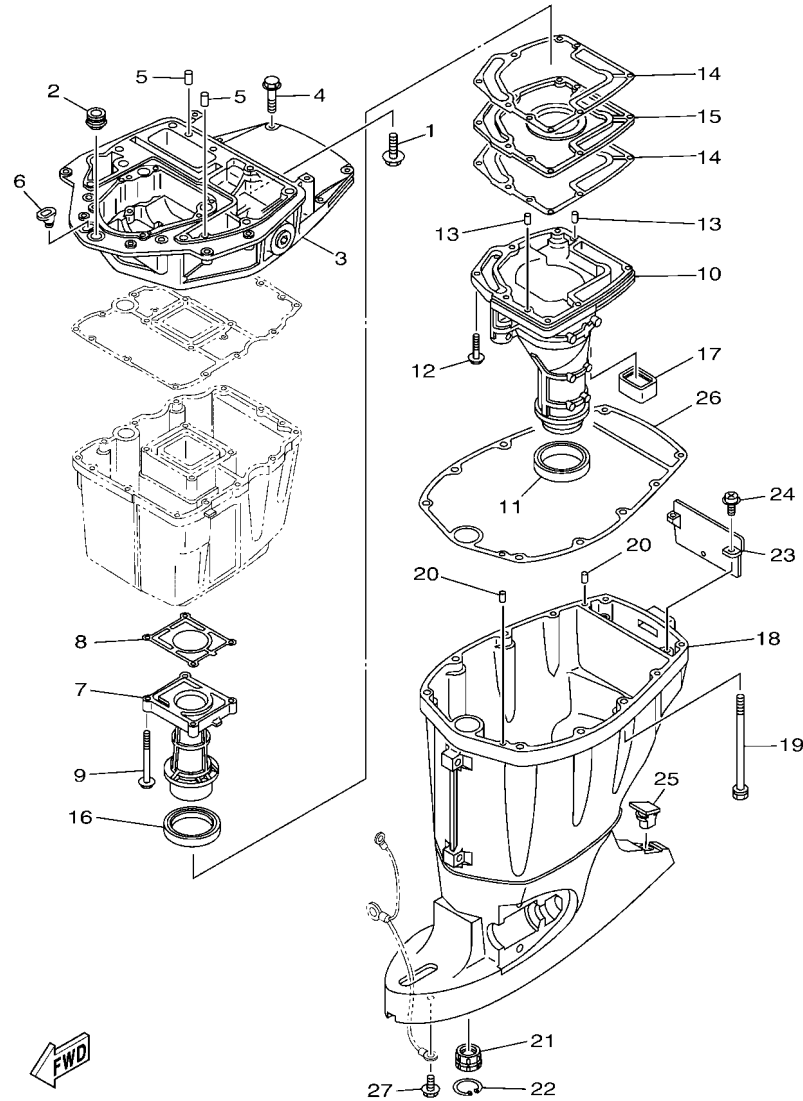


63PG100-S260

REF. NO.	PART NO. CODIGO N°	DESCRIPTION DESCRIPCION	ED	EHD	EHT	ET	REMARKS OBSERVACIONES
1	68V-43880-10	MOTOR ASSY MOTOR COMPL.			1	1	
2	6EK-43805-01	.ARMATURE ASSY .INDUCIDO COMPL.			1	1	
3	6EK-43804-11	.STATOR ASSY .ESTATOR COMPL			1	1	
4	6EK-43892-00	.BRUSH 2 .ESCOBILLA 2			1	1	
5	6EK-82181-00	.CIRCUIT BREAKER COMP. .RUPTOR DE CIRCUITO COMPL			1	1	
6	6EK-4380F-00	.PLATE, BRUSH HOLDER .PLACA			1	1	
7	62X-4386K-00	.SPRING, BRUSH .RESORTE, ESCOBILLA			2	2	
8	63P-43879-10	.SCREW, WITH WASHER .TORNILLO CON RONDANA			3	3	
9	97602-04316	.SCREW, PAN HEAD WITH WASHER .TORNILLO CON RONDONA			2	2	
10	68V-43881-10	.FRAME, END .CUADRO EXTERMO			1	1	
11	6EK-43882-00	.OIL SEAL .SELLO ACEITE			1	1	
12	93210-554A9	.O-RING .ANILLO O			1	1	

FIG. 31 UPPER CASING

FUNDA SUPERIOR



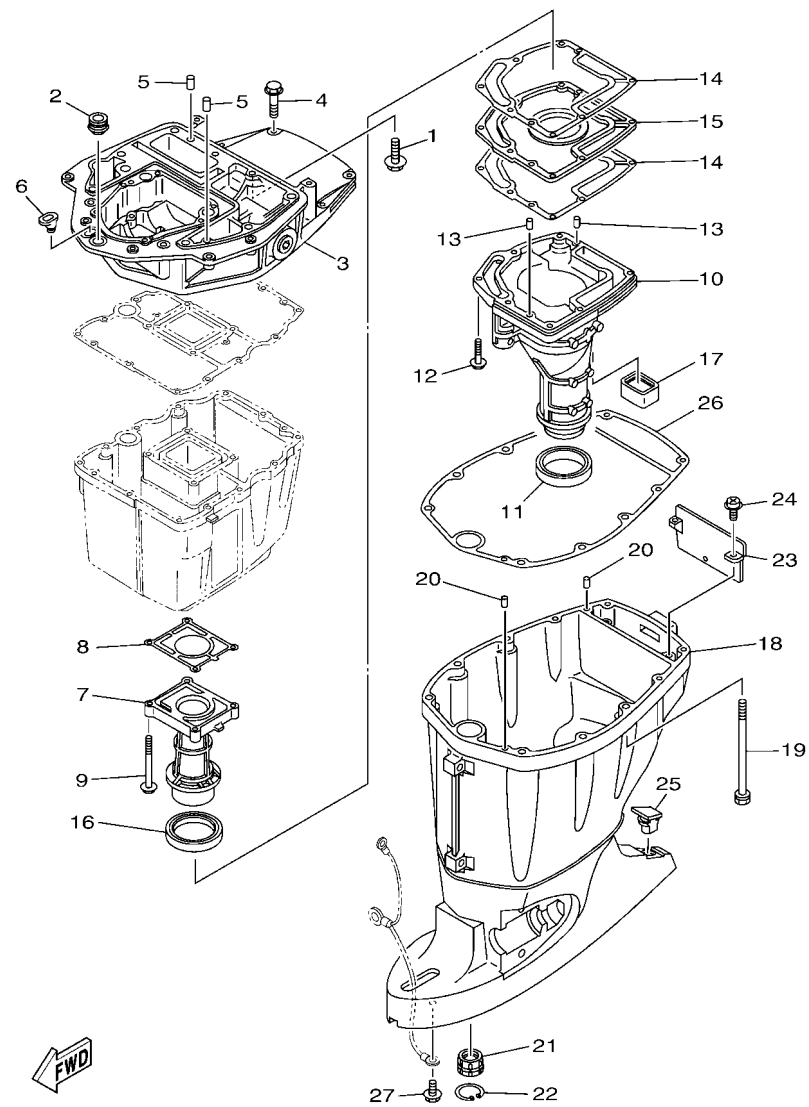
60CJ200-R230

REF. NO.	PART NO. CODIGO N°	DESCRIPTION DESCRIPCION	ED	EHD	EHT	ET	REMARKS OBSERVACIONES
1	90119-08M58	BOLT, WITH WASHER TORNILLO CON ARANDELA	2	2	2	2	
2	67F-42724-00	GROMMET TAPON	1	1	1	1	
3	67F-41137-02-CA	GUIDE, EXHAUST GUIA DE ESCAPE	1	1	1	1	
4	97E75-08540	BOLT, HEXAGON W/W DEEP RECESS TORNILLO HEXAGONAL CON RONDONA	4	4	4	4	
5	93608-16M16	PIN, DOWEL PASADOR DE CLAVIJA	2	2	2	2	
6	6G1-42727-00	GROMMET TAPON	1	1	1	1	
7	60C-41131-01-9S	MANIFOLD, EXT. 1 TUBO MULTIPLE DE ESCAPE	1	1	1	1	
8	67F-41133-A1	GASKET, EXHAUST MANIFOLD 1 EMPAQUE ESCAPE MULTIPLE	1	1	1	1	
9	97E75-06570	BOLT, HEXAGON W/W DEEP RECESS TORNILLO HEXAGONAL CON RONDONA	4	4	4	4	
10	60C-14711-10-9S	MUFFLER 1 SILENCIADOR 1	1	1			L(20.3") L(20.3")
	60C-14711-30-9S	MUFFLER 1 SILENCIADOR 1		1	1	1	X(25.3") X(25.3")
11	68V-45123-00	GASKET, MUFFLER EMPAQUE SILENCIADOR	1	1	1	1	
12	97E75-06530	BOLT, HEXAGON W/W DEEP RECESS TORNILLO HEXAGONAL CON RONDONA	7	7	7	7	
13	93606-19M23	PIN, DOWEL PASADOR DE CLAVIJA	2	2	2	2	
14	67F-41134-A0	GASKET, EXHAUST MANIFOLD EMPAQUE	2	2	2	2	
15	67F-45181-00-CA	PLATE PLACA	1	1	1	1	
16	67F-41138-00	SEAL, EXT. 1 SELLO, ESCAPE 1	1	1	1	1	
17	67F-45127-00	SEAL SELLO DE GOMA	1	1	1	1	
18	68V-45111-11-8D	CASING, UPPER CAJA SUPERIOR	1	1			L(20.3") L(20.3")
	68V-45111-31-8D	CASING, UPPER CAJA SUPERIOR		1	1	1	X(25.3") X(25.3")
19	90119-10M08	BOLT, WITH WASHER TORNILLO CON ARANDELA	6	6	6	6	
20	93608-16M16	PIN, DOWEL PASADOR DE CLAVIJA	2	2	2	2	
21	6E5-45318-00	BUSHING, DRIVE SHAFT BUJE, EJE DE MANDO	1	1	1	1	
22	93420-36M01	CIRCLIP SEGURO	1	1	1	1	
23	67F-45151-00	COVER, UPPER CASING CUBIERTA FUNDA SUPERIOR	1	1	1	1	
24	97980-06216	SCREW, WITH WASHER TORNILLO, CON ARANDELA	2	2	2	2	
25	6C5-45155-00	CAP TAPA	1	1	1	1	

FIG. 31 UPPER CASING

FUNDA SUPERIOR

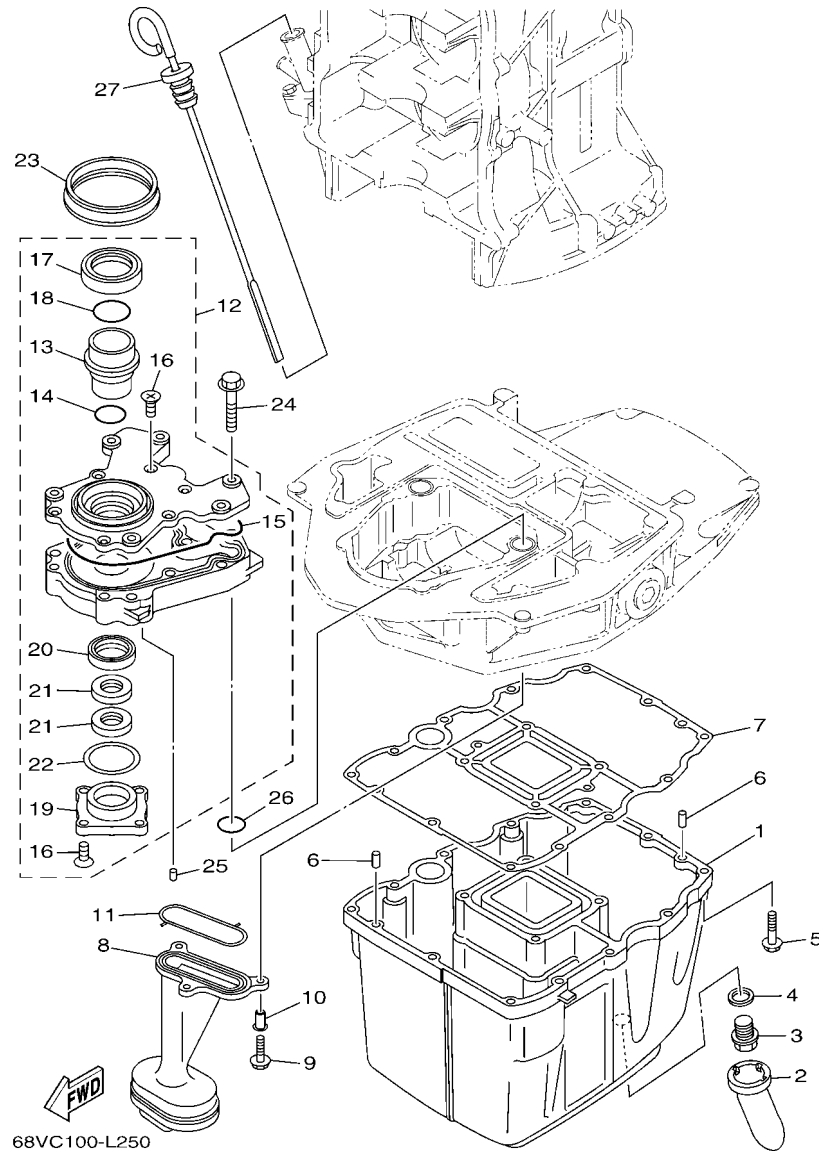
REF. NO.	PART NO. CODIGO N°	DESCRIPTION DESCRIPCION	ED	EHD	EHT	ET	REMARKS OBSERVACIONES
26	67F-45113-00	GASKET, UPPER CASING EMPAQUE	1	1	1	1	
27	95D95-06010	BOLT, FLANGE DEEP RECESS CERROJO, REBORDE HUECO PROFUND	1	1	1	1	



 60CJ200-R230

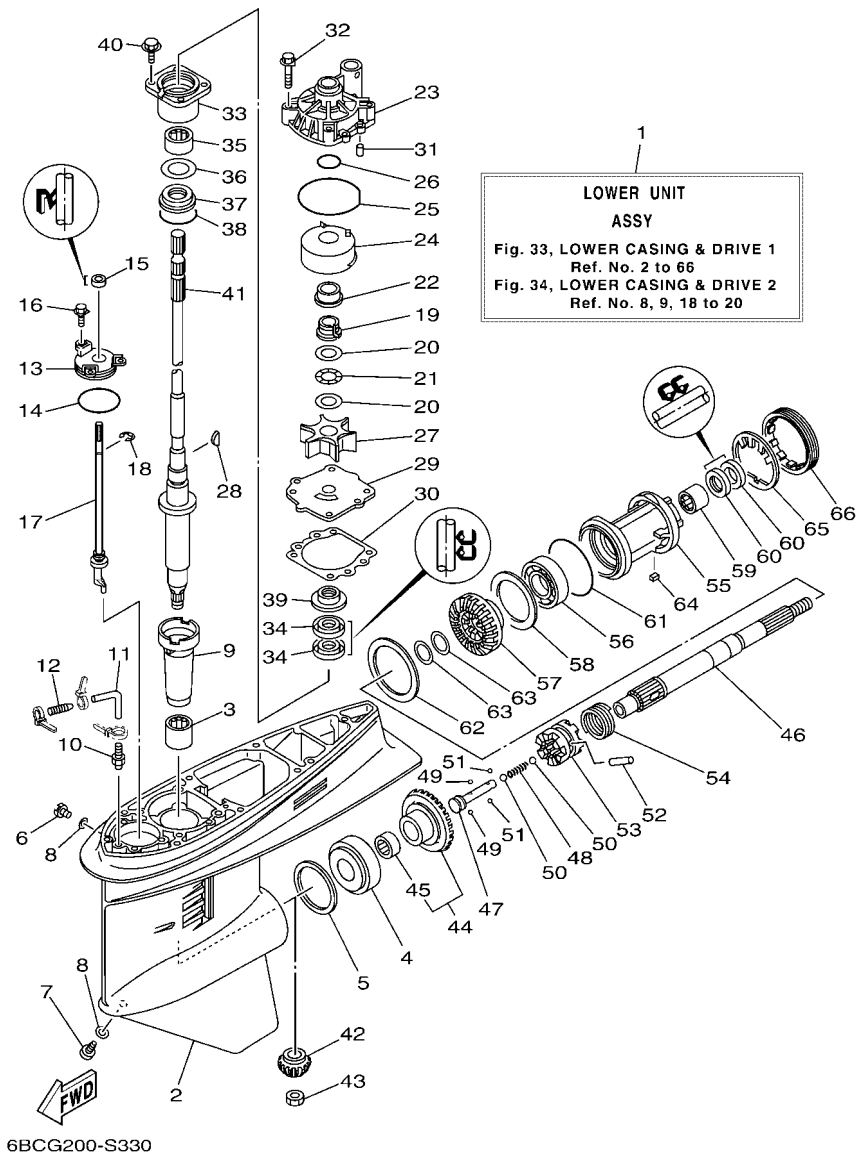
FIG. 32 OIL PAN

OIL PAN



68VC100-L250

REF. NO.	PART NO. CODIGO N°	DESCRIPTION DESCRIPCION	ED	EHD	EHT	ET	REMARKS OBSERVACIONES
1	68V-15311-00-CA	OIL PAN BANDEJA DE ACEITE	1	1	1	1	
2	63P-15316-00	DAMPER 1 AMORTIGUADOR 1	1	1	1	1	
3	90340-14M06	PLUG, STRAIGHT SCREW TORNILLO, DE DRENAJE	1	1	1	1	
4	90430-14M09	GASKET JUNTA	1	1	1	1	
5	97E75-06525	BOLT, HEXAGON W/W DEEP RECESS TORNILLO HEXAGONAL CON RONDONA	12	12	12	12	
6	93606-12019	PIN, DOWEL PASADOR DE CLAVIJA	2	2	2	2	
7	68V-15312-00	GASKET, OIL PAN EMPAQ BANDEJA DE ACEITE	1	1	1	1	
8	67F-13411-00	STRAINER, OIL FILTRO DE ACEITE	1	1	1	1	
9	95812-06025	BOLT, FLANGE TORNILLO DE REBORDE	3	3	3	3	
10	90387-06263	COLLAR ESPACIADOR	3	3	3	3	
11	67F-13415-00	SEAL, OIL STRAINER SELLO COLADOR ACEITE	1	1	1	1	
12	67F-13300-10	OIL PUMP ASSY BOMBA DE ACEITE COMPLETA	1	1	1	1	
13	67F-13314-02	.SHAFT, PUMP .EJE DE BOMBA	1	1	1	1	
14	67F-13473-01	.O-RING .ANILLO O	1	1	1	1	
15	67F-13329-00	.GASKET, PUMP COVER .EMPAQUE TAPA DE BOMBA	1	1	1	1	
16	67F-13495-00	.SCREW .TORNILLO	10	10	10	10	
17	67F-13119-01	.OIL SEAL .SELLO ACEITE	1	1	1	1	
18	67F-13769-00	.O-RING .ANILLO O	1	1	1	1	
19	67F-13914-00	.HOUSING, PUMP .CAJA DE BOMBA	1	1	1	1	
20	67F-13631-03	.OIL SEAL .SELLO ACEITE	1	1	1	1	
21	67F-13149-00	.OIL SEAL .SELLO ACEITE	2	2	2	2	
22	67F-13339-00	.GASKET, PUMP COVER .EMPAQUETADURA, CUBIERTA BOMBA	1	1	1	1	
23	67F-13338-00	SEAL SELLO	1	1	1	1	
24	97E95-06545	BOLT, HEXAGON W/W DEEP RECESS TORNILLO HEXAGONAL CON RONDONA	6	6	6	6	
25	93604-12M07	PIN, DOWEL PASADOR DE CLAVIJA	2	2	2	2	
26	93210-19MJ1	O-RING ANILLO O	2	2	2	2	
27	6D8-15362-00	PLUG, OIL LEVEL TAPON DEL NIVEL DE ACEITE	1	1	1	1	



6BCG200-S330

FIG. 33 LOWER CASING & DRIVE 1

IMPULSOR E INFERIOR 1

REF. NO.	PART NO. CODIGO N°	DESCRIPTION DESCRIPCION	ED	EHD	EHT	ET	REMARKS OBSERVACIONES
1	60C-45300-13-8D	LOWER UNIT ASSY CONJUNTO UNIDAD INFERIOR	1	1			L(20.3") L(20.3")
	60C-45300-33-8D	LOWER UNIT ASSY CONJUNTO UNIDAD INFERIOR		1	1	1	X(25.3") X(25.3")
2	6E5-45301-07-8D	CASING, LOWER FUNDA INFERIOR COMPLETA	1	1	1	1	
3	93315-628U9	BEARING COJINETE DE RODILLOS	1	1	1	1	
4	93332-000U7	BEARING COJINETE	1	1	1	1	
5	6E5-45567-01	SHIM (T:0.10MM) LAMINA(T:0.10MM)	1	1	1	1	UR
	6E5-45567-10	SHIM (T:0.12MM) LAINA (T:0.12MM)	1	1	1	1	UR
	6E5-45567-20	SHIM (T:0.15MM) LAINA (T:0.15MM)	1	1	1	1	UR
	6E5-45567-30	SHIM (T:0.18MM) LAINA (T:0.18MM)	1	1	1	1	UR
	6E5-45567-40	SHIM (T:0.30MM) LAINA (T:0.30MM)	1	1	1	1	UR
	6E5-45567-50	SHIM (T:0.40MM) LAINA (T:0.40MM)	1	1	1	1	UR
	6E5-45567-60	SHIM (T:0.50MM) LAINA (T:0.50MM)	1	1	1	1	UR
6	90340-08002	PLUG, STRAIGHT SCREW TORNILLO, DE DRENAJE	1	1	1	1	
7	688-45341-10	PLUG, DRAIN TAPON, DREN	1	1	1	1	
8	90430-08003	GASKET JUNTA	2	2	2	2	
9	6E5-45536-00	SLEEVE, DRIVE SHAFT CAMISA EJE DE MANDO	1	1	1	1	
10	6E5-45378-00	NIPPLE, HOSE NIPLE MANGUERA	1	1	1	1	
11	90445-07ME8	HOSE (L80) TUBO (L80)	1	1			L(20.3") L(20.3")
	90445-07ME9	HOSE (L120) TUBO (L120)	1	1	1	1	X(25.3") X(25.3")
12	6E5-83558-10	END, NIPPLE EXTREMO DE NIPLE	1	1	1	1	
13	6E5-45321-00	PLATE PLACA	1	1	1	1	
14	93210-58144	O-RING ANILLO O	1	1	1	1	
15	93106-09014	OIL SEAL SELLO ACEITE	1	1	1	1	
16	90119-06M10	BOLT, WITH WASHER TORNILLO CON ARANDELA	3	3	3	3	
17	6L6-44150-02	SHIFT CAM ASSY CONJUNTO EJE LEVA COMPL.	1	1	1	1	
18	99001-08600	CIRCLIP PRESILLA REDONDA	1	1	1	1	
19	61A-45538-00	SPACER 1 ESPACIADOR 1	1	1	1	1	

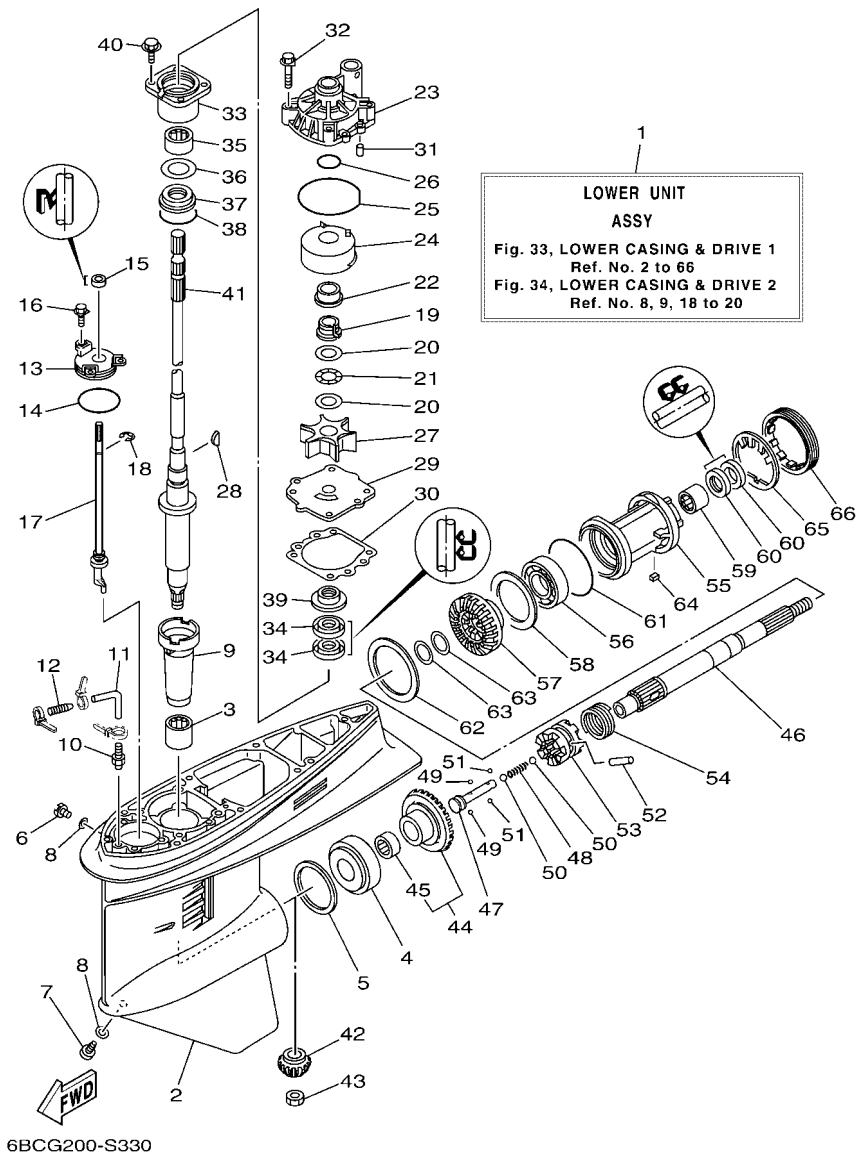
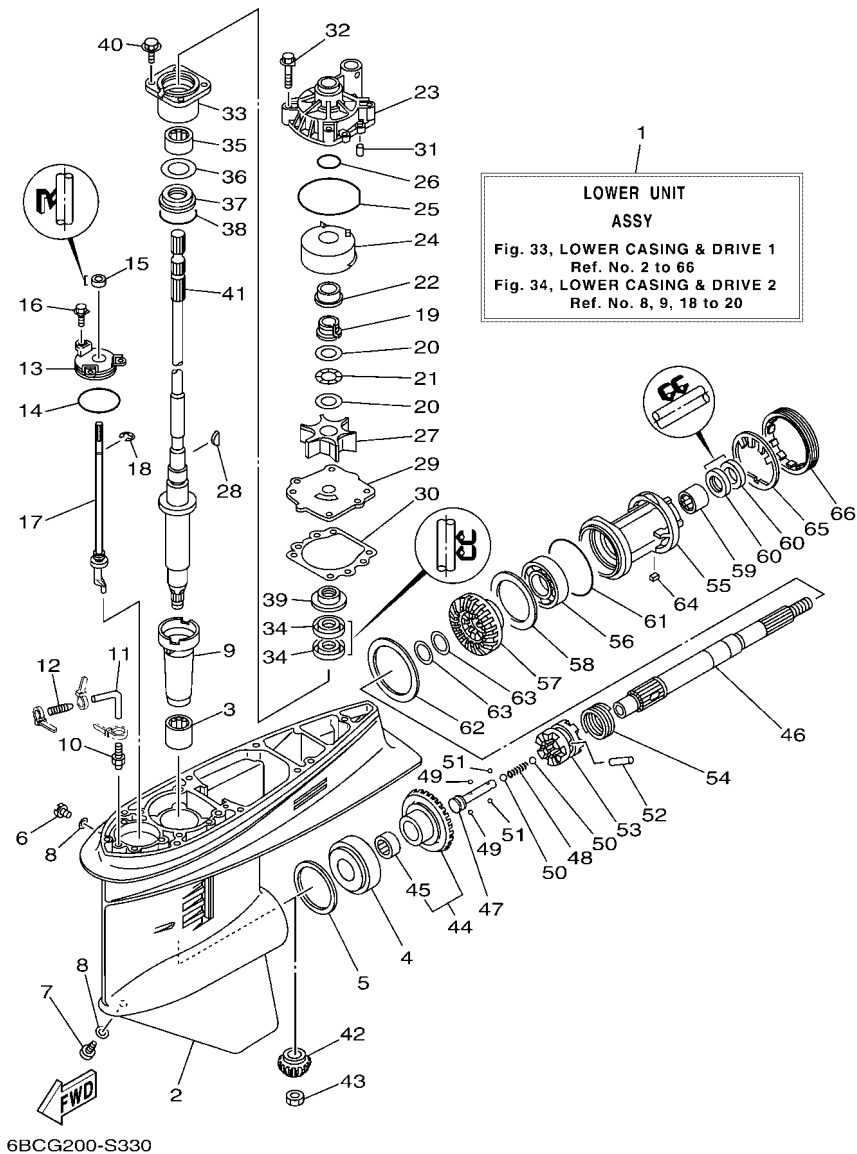


FIG. 33 LOWER CASING & DRIVE 1

IMPULSOR E INFERIOR 1

REF. NO.	PART NO. CODIGO N°	DESCRIPTION DESCRIPCION	ED	EHD	EHT	ET	REMARKS OBSERVACIONES
20	90201-22M01	WASHER, PLATE ARANDELA PLANA	2	2	2	2	
21	90206-22M19	WASHER, WAVE ARANDELA ONDULADA	1	1	1	1	
22	61A-45527-00	COLLAR, DRIVE SHAFT COLLAR EJE FLECHA DE PROPULSION	1	1	1	1	
23	61A-44311-01	HOUSING, WATER PUMP CAJA BOMBA DE AGUA	1	1	1	1	
24	6R3-44322-42	INSERT, CARTRIDGE CARTUCHO	1	1	1	1	FOR CHROMATE FOR CHROMATE
25	93210-86M38	O-RING ANILLO O	1	1	1	1	
26	93210-37160	O-RING ANILLO O	1	1	1	1	
27	6E5-44352-01	IMPELLER IMPULSOR	1	1	1	1	
28	90280-04M05	KEY, WOODRUFF CUNA WOODRUFF	1	1	1	1	
29	60C-44323-40	OUTER PLATE, CARTRIDGE PLACA EXTERIOR DEL CARTUCHO	1	1	1	1	FOR CHROMATE FOR CHROMATE
30	6E5-44315-A0	GASKET, WATER PUMP EMPAQUE	1	1	1	1	
31	93606-12019	PIN, DOWEL PASADOR DE CLAVIJA	2	2	2	2	
32	90119-08M14	BOLT, WITH WASHER TORNILLO CON ARANDELA	4	4	4	4	
33	6E5-45331-00-9S	HOUSING, BEARING CAJA DE COJINETE	1	1	1	1	
34	93101-28M16	OIL SEAL SELLO ACEITE	2	2	2	2	
35	93317-330U2	BEARING COJINETE	1	1	1	1	
36	6E5-45587-01	SHIM (T:0.10MM) LAINA (T:0.10MM)	1	1	1	1	UR
	6E5-45587-10	SHIM (T:0.12MM) LAINA (T:0.12MM)	1	1	1	1	UR
	6E5-45587-20	SHIM (T:0.15MM) LAINA (T:0.15MM)	1	1	1	1	UR
	6E5-45587-30	SHIM (T:0.18MM) LAINA (T:0.18MM)	1	1	1	1	UR
	6E5-45587-40	SHIM (T:0.30MM) LAINA (T:0.30MM)	1	1	1	1	UR
	6E5-45587-50	SHIM (T:0.40MM) LAINA (T:0.40MM)	1	1	1	1	UR
	6E5-45587-60	SHIM (T:0.50MM) LAINA (T:0.50MM)	1	1	1	1	UR
37	93341-930V2	BEARING COJINETES CON RODAMIENTOS	1	1	1	1	
38	93210-55M14	O-RING ANILLO O	1	1	1	1	
39	6E5-45344-00	COVER, OIL SEAL CUBIERTA SELLO ACEITE	1	1	1	1	
40	97E95-08525	BOLT, HEXAGON W/W DEEP RECESS TORNILLO HEXAGONAL CON RONDONA	4	4	4	4	



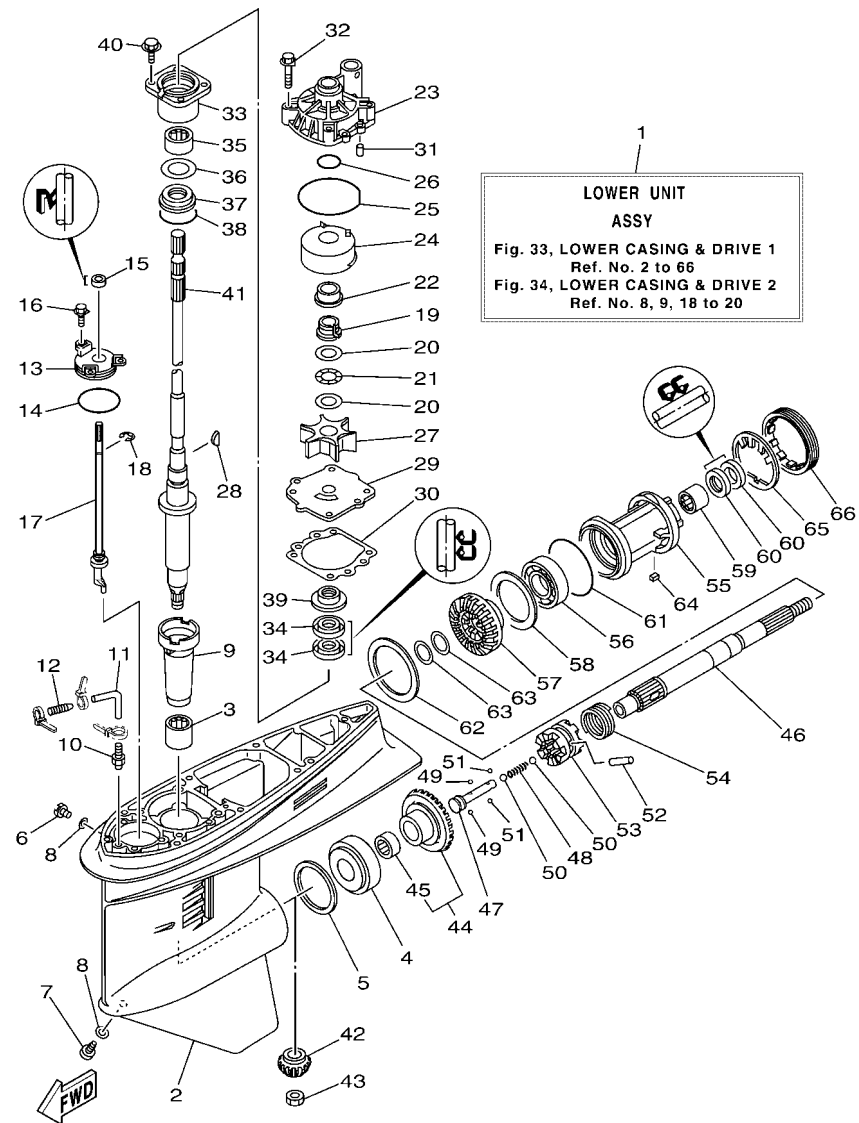


6BCG200-S330

FIG. 33 LOWER CASING & DRIVE 1

IMPULSOR E INFERIOR 1

REF. NO.	PART NO. CODIGO N°	DESCRIPTION DESCRIPCION	ED	EHD	EHT	ET	REMARKS OBSERVACIONES
41	68V-45501-10	DRIVE SHAFT COMP. EJE DE MANDO COMPL.	1	1			L(20.3") L(20.3")
	68V-45501-30	DRIVE SHAFT COMP. EJE DE MANDO COMPL.		1	1	1	X(25.3") X(25.3")
42	68V-45551-00	PINION (13T) PINON (13T)	1	1	1	1	
43	90170-16M01	NUT TUERCA	1	1	1	1	
44	68V-45560-00	GEAR 1 (28T) ENGRANAJE 1 (28T)	1	1	1	1	
45	93315-425U7	.BEARING .COJINETE DE RODILLOS	1	1	1	1	
46	6E5-45611-01	SHAFT, PROPELLER EJE PROPUSOR	1	1	1	1	
47	6E5-45634-02	SLIDE, SHIFT DESILIZADOR, CAMBIO	1	1	1	1	
48	90501-16M37	SPRING, COMPRESSION RESORTE DE COMPRESION	1	1	1	1	
49	93507-32009	BALL ESFERA	2	2	2	2	
50	93511-32017	BALL ESFERA	2	2	2	2	
51	93503-16003	BALL ESFERA	2	2	2	2	
52	90250-08M07	PIN, STRAIGHT PASADOR CILINDRICO	1	1	1	1	
53	68V-45631-01	CLUTCH, DOG EMBRAGUE DE GARRA	1	1	1	1	
54	6E5-45633-01	RING, CROSS PIN ANILLO DE PASADOR	1	1	1	1	
55	6E5-45332-00-CA	HOUSING, BEARING CAJA BALERO 2	1	1	1	1	
56	93306-208U0	BEARING COJINETE	1	1	1	1	
57	68V-45571-00	GEAR 2 (28T) ENGRANAJE 2 (28T)	1	1	1	1	
58	6E5-45576-00	WASHER, THRUST 2 ARANDELA DE EMPUJE AXIAL 2	1	1	1	1	
59	93315-430U8	BEARING COJINETE DE RODILLOS	1	1	1	1	
60	93101-30M17	OIL SEAL SELLO ACEITE	2	2	2	2	
61	93210-86M39	O-RING ANILLO O	1	1	1	1	
62	6L6-45577-00	SHIM (T:0.10MM) LAINA (T:0.10MM)	1	1	1	1	UR
	6L6-45577-10	SHIM (T:0.12MM) LAINA (:0.12MM)	1	1	1	1	UR
	6L6-45577-20	SHIM (T:0.15MM) LAINA (T:0.15MM)	1	1	1	1	UR
	6L6-45577-30	SHIM (T:0.18MM) LAINA (T:0.18MM)	1	1	1	1	UR
	6L6-45577-40	SHIM (T:0.30MM) LAINA (T:0.30MM)	1	1	1	1	UR



6BCG200-S330

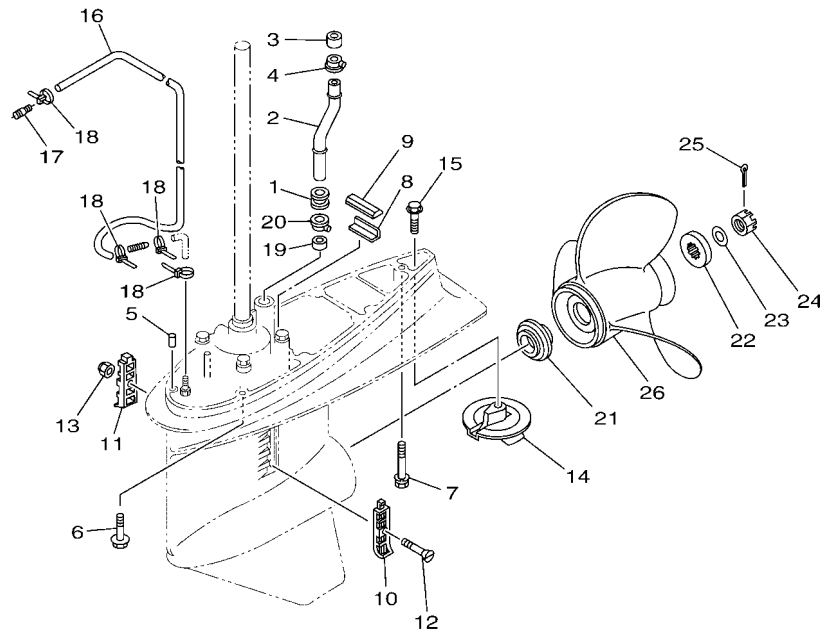
FIG. 33 LOWER CASING & DRIVE 1

IMPULSOR E INFERIOR 1

REF. NO.	PART NO. CODIGO N°	DESCRIPTION DESCRIPCION	ED	EHD	EHT	ET	REMARKS OBSERVACIONES
62	6L6-45577-50	SHIM (T:0.40MM) LAINA (T:0.40MM)	1	1	1	1	UR
	6L6-45577-60	SHIM (T:0.50MM) LAINA (T:0.50MM)	1	1	1	1	UR
63	90201-30M92	WASHER, PLATE ARANDELA PLANA	2	2	2	2	UR
64	90282-04010	KEY, STRAIGHT CHAVETA, RECTA	1	1	1	1	
65	688-45383-02	WASHER, CLAW ARANDELA DE UNA	1	1	1	1	
66	688-45384-02	NUT TUERCA	1	1	1	1	
-----							
-----							
-----							
-----							
-----							
-----							
-----							
-----							
-----							
-----							

FIG. 34 LOWER CASING & DRIVE 2

IMPULSOR E INFERIOR 2

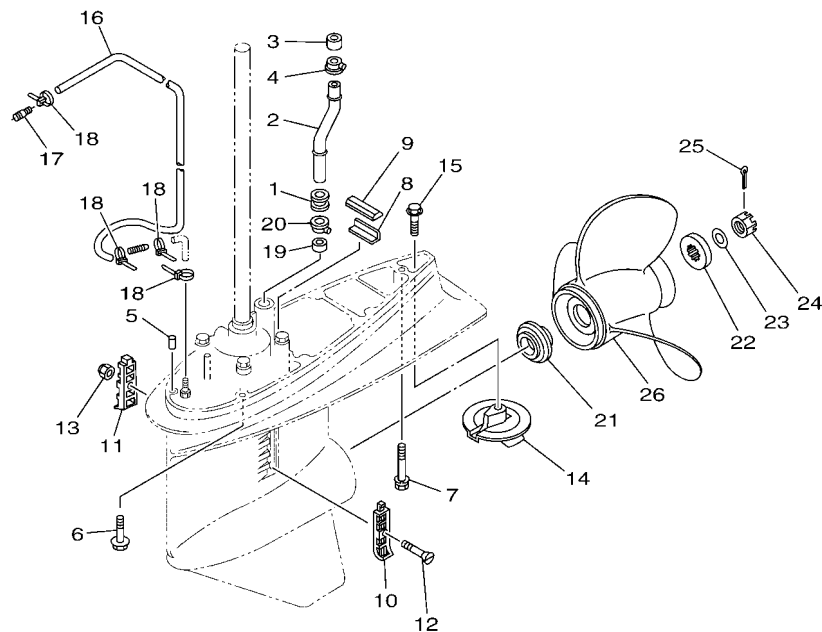


FWD  
6S0B010-N300

REF. NO.	PART NO. CODIGO N°	DESCRIPTION DESCRIPCION	ED	EHD	EHT	ET	REMARKS OBSERVACIONES
1	6E5-44366-00	DAMPER, WATER SEAL 2 GOMA DEL SELLO DE AGUA 2	1	1	1	1	
2	6BC-44361-10	TUBE, WATER 1 TUBO DE AGUA 1	1	1			L(20.3") L(20.3")
	6BC-44361-30	TUBE, WATER 1 TUBO DE AGUA 1			1	1	X(25.3") X(25.3")
3	6E5-44365-00	DAMPER, WATER SEAL 1 HULE DE SELLO DE AGUA 1	1	1	1	1	
4	6E5-44312-00	COVER, WATER PUMP HOUSING CUBIERTA CAJA BOMBA DE AGUA	1	1	1	1	
5	93608-12M05	PIN, DOWEL PASADOR DE CLAVIJA	2	2	2	2	
6	97E95-10545	BOLT, HEXAGON W/W DEEP RECESS TORNILLO HEXAGONAL CON RONDONA	6	6	6	6	
7	90119-10M89	BOLT, WITH WASHER TORNILLO CON ARANDELA	1	1	1	1	
8	663-45376-00	GUIDE, SEAL DAMPER GUIA DE SELLO GOMA	1	1	1	1	
9	688-45375-00	DAMPER, SEAL GOMA DE SELLO	1	1	1	1	
10	688-45214-02	COVER, WATER INLET 1 CUBIERTA, ENTRADA AGUA 1	1	1	1	1	
11	688-45215-02	COVER, WATER INLET 2 CUBIERTA, ENTRADA AGUA 2	1	1	1	1	
12	90152-05M07	SCREW, COUNTERSUNK TORNILLO EMBUTIDO	1	1	1	1	
13	90185-05002	NUT, NYLON TUERCA AUTOBLOCANTE	1	1	1	1	
14	6E5-45371-01	TAB-TRIM QUILLA ESTABILIZADOR	1	1	1	1	
15	90105-10M00	BOLT, FLANGE TORNILLO	1	1	1	1	
16	90445-076K2	HOSE (L1550) MANGUERA (L1550)	1	1	1	1	
17	6E5-83558-00	END, NIPPLE EXTREMO DE NIPLE	1	1	1	1	
18	90465-11M10	CLAMP BRIDA	4	4	4	4	
19	6E5-44365-00	DAMPER, WATER SEAL 1 HULE DE SELLO DE AGUA 1	1	1	1	1	
20	6E5-44312-00	COVER, WATER PUMP HOUSING CUBIERTA CAJA BOMBA DE AGUA	1	1	1	1	
21	63P-45987-00	SPACER 1 ESPACIADOR 1	1	1	1	1	
22	688-45997-01	SPACER 2 ESPACIADOR 2	1	1	1	1	
23	92990-18200	WASHER ARANDELA PLANA	1	1	1	1	
24	90171-18M04	NUT, CASTLE TUERCA ENTALLADA	1	1	1	1	
25	91490-40030	PIN, COTTER CHAVETA	1	1	1	1	
26	6E5-45954-00	PROPELLER (3X14"X11"-K) PROPELA (3X14"X11"-K)	1	1	1	1	UR UR

FIG. 34 LOWER CASING & DRIVE 2

IMPULSOR E INFERIOR 2

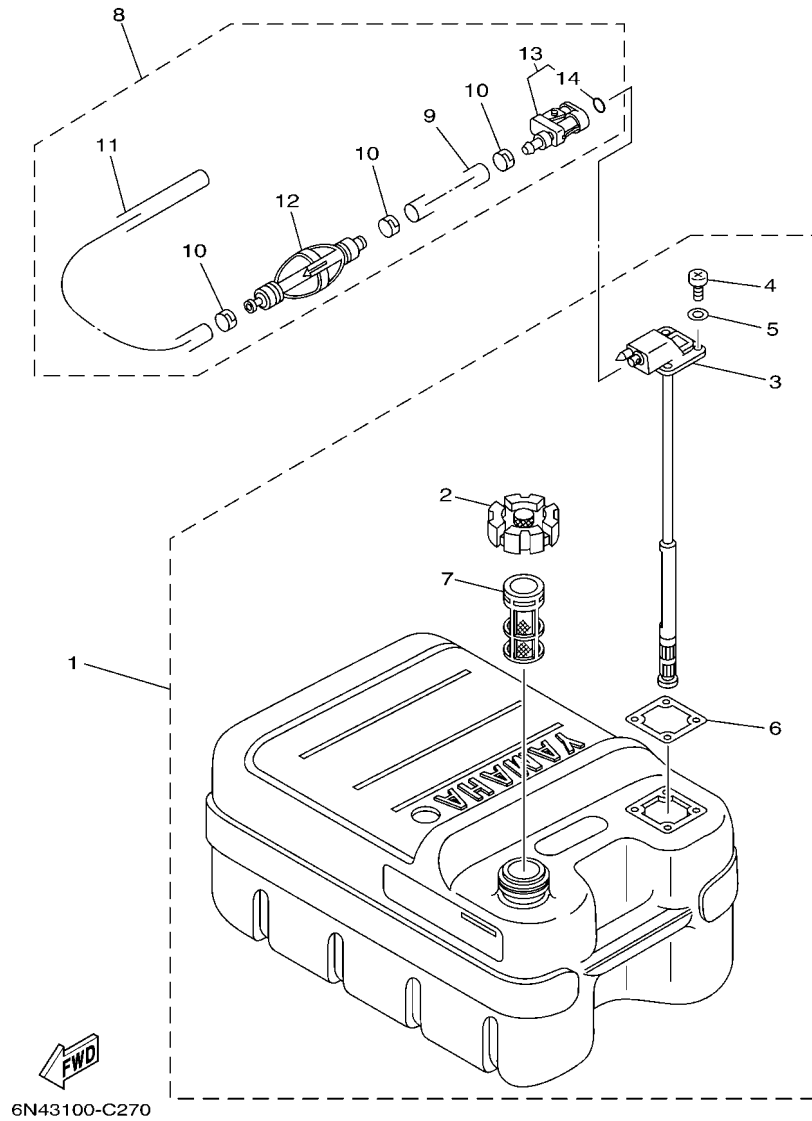


  
6S0B010-N300

REF. NO.	PART NO. CODIGO N°	DESCRIPTION DESCRIPCION	ED	EHD	EHT	ET	REMARKS OBSERVACIONES
26	6E5-45949-00	PROPELLER (3X13-5/8"X13"-K) PROPELA (3X13-5/8"X13"-K)	1	1	1	1	UR
	688-45932-60	PROPELLER (3X13-1/2"X14"-K) PROPELA (3X13-1/2"X14"-K)	1	1	1	1	UR
	6E5-45947-00	PROPELLER (3X13-1/2"X15"-K) PROPELA (3X13-1/2"X15"-K)	1	1	1	1	UR
	688-45978-60	PROPELLER (3X13-1/2"X16"-K) PROPELA (3X13-1/2"X16"-K)	1	1	1	1	UR
	688-45930-02	PROPELLER (3X13"X17"-K2) PROPELA (3X13"X17"-K2)	1	1	1	1	UR
	6E5-45945-01	PROPELLER (3X13-1/4"X17"-K) PROPELA (3X13-1/4"X17"-K)	1	1	1	1	UR
	6E5-45941-00	PROPELLER (3X13"X19"-K) PROPELA (3X13"X19"-K)	1	1	1	1	UR
	688-45970-03	PROPELLER (3X13"X19"-K) PROPELA (3X13"X19"-K)	1	1	1	1	UR
	6E5-45943-00	PROPELLER (3X12-5/8"X21"-K) PROPELA (3X12-5/8"X21"-K)	1	1	1	1	UR
	688-45972-02	PROPELLER (3X13"X21"-K) PROPELA (3X13"X21"-K)	1	1	1	1	UR
	6E5-45952-00	PROPELLER (3X13"X23"-K) PROPELA (3X13"X23"-K)	1	1	1	1	UR
	688-45974-02	PROPELLER (3X13"X23"-K) PROPELA (3X13"X23"-K)	1	1	1	1	UR
	6E5-45956-00	PROPELLER (3X13"X25"-K) PROPELA (3X13"X25"-K)	1	1	1	1	UR
	688-45976-01	PROPELLER (3X13"X25"-K) PROPELA (3X13"X25"-K)	1	1	1	1	UR

FIG. 35 FUEL TANK

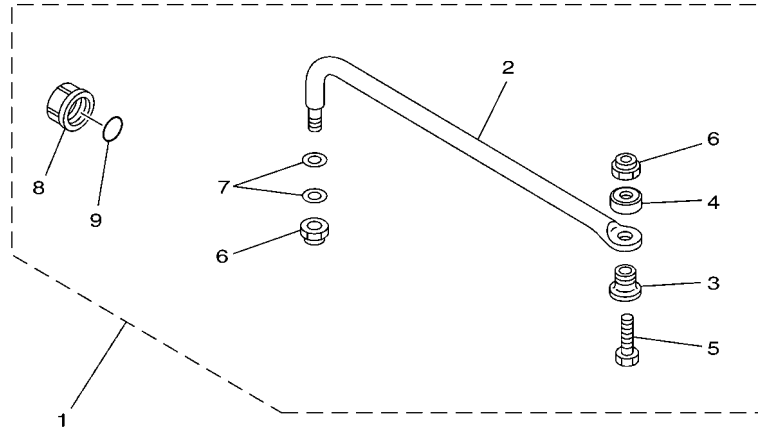
DEPOSITO DE COMBUSTIBLE



REF. NO.	PART NO. CODIGO N°	DESCRIPTION DESCRIPCION	ED	EHD	EHT	ET	REMARKS OBSERVACIONES
1	6YJ-24201-20	FUEL TANK ASSY (24L) TANQUE DEL COMBUSTIBLE (24L)	1	1	1	1	AP AP
2	6YJ-24610-01	.CAP ASSY .TAPA COMPLETA	1	1	1	1	
3	6YJ-24260-10	.FUEL METER ASSY .MEDIDOR DE COMBUSTIBLE COMPL.	1	1	1	1	
4	90157-05M19	.SCREW, PAN HEAD .TORNILLO CABEZA CONICA PLANA	4	4	4	4	
5	6Y1-24329-00	.SEAL .SELLO	4	4	4	4	
6	6Y1-24268-00	.GASKET, FUEL METER .EMPAQ MEDIDOR DE COMBUSTIBLE	1	1	1	1	
7	6YJ-24167-00	.STRAINER .COLADOR	1	1	1	1	
8	6Y2-24306-45	FUEL PIPE COMP. 1 TUBO COMBUST. COMPL 1	1	1	1	1	AP AP
9	90445-13M01	.HOSE (L2050) .MANGUERA (L2050)	1	1	1	1	
10	6E5-24351-51	.BAND 1 .ABRAZADERA 1	3	3	3	3	
11	90445-13M35	.HOSE (L250) .MANGUERA (L250)	1	1	1	1	
12	6Y2-24360-60	.PRIMER PUMP ASSY .SOPORTE BOMBA	1	1	1	1	
13	6Y2-24305-06	.FUEL PIPE JOINT COMP. 2 .CONECTOR MANGUERA COMBUST. 2	1	1	1	1	
14	93210-08287	.O-RING .ANILLO O	1	1	1	1	

FIG. 36 STEERING GUIDE

DIRECCIONGUIAR

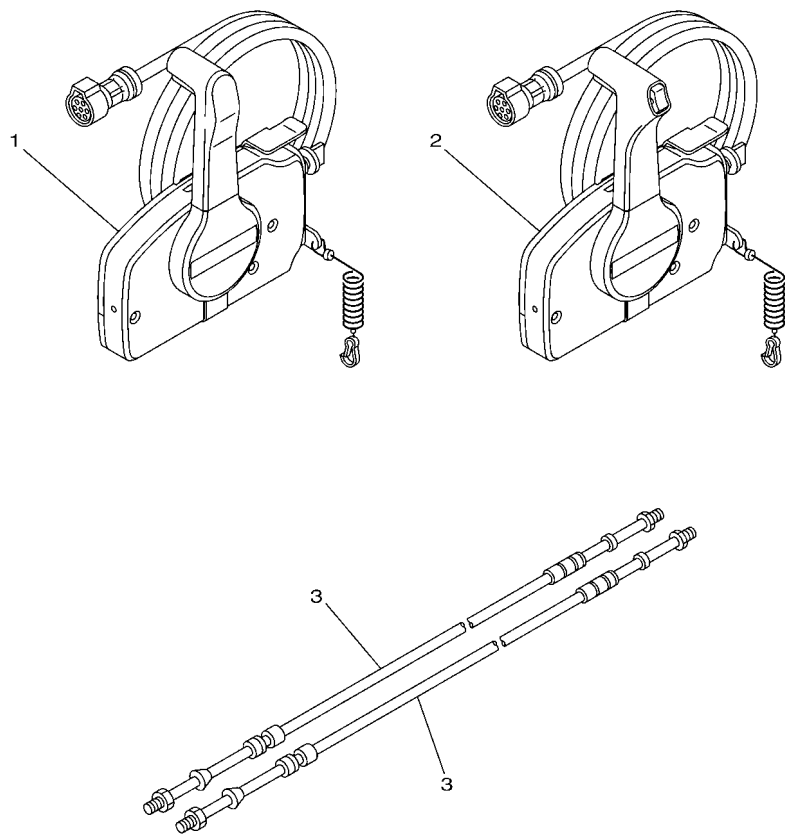


REF. NO.	PART NO. CODIGO N°	DESCRIPTION DESCRIPCION	ED	EHD	EHT	ET	REMARKS OBSERVACIONES
1	6E5-61350-02	STEERING GUIDE ATTACHMENT KIT ESTUCHE ADITAMENTO GUIA DE TIM	1			1	AP AP
2	6E5-61351-01	.ROD, STEERING LINK .VARILLA ESLABON DIRECCION	1			1	
3	90387-10M61	.COLLAR .ESPACIADOR	1			1	
4	90560-12M01	.SPACER .SEPARADOR	1			1	
5	6E5-61355-00	.BOLT .TORNILLO	1			1	
6	90185-09M01	.NUT, SELF-LOCKING .TUERCA AUTOBLOCANTE	2			2	
7	90201-10M20	.WASHER, PLATE .ARANDELA PLANA	2			2	
8	6E5-43145-01	.CAP, CLAMP BRACKET .TAPA	1			1	
9	93210-16275	.O-RING .ANILLO O	1			1	

67H0100-9290

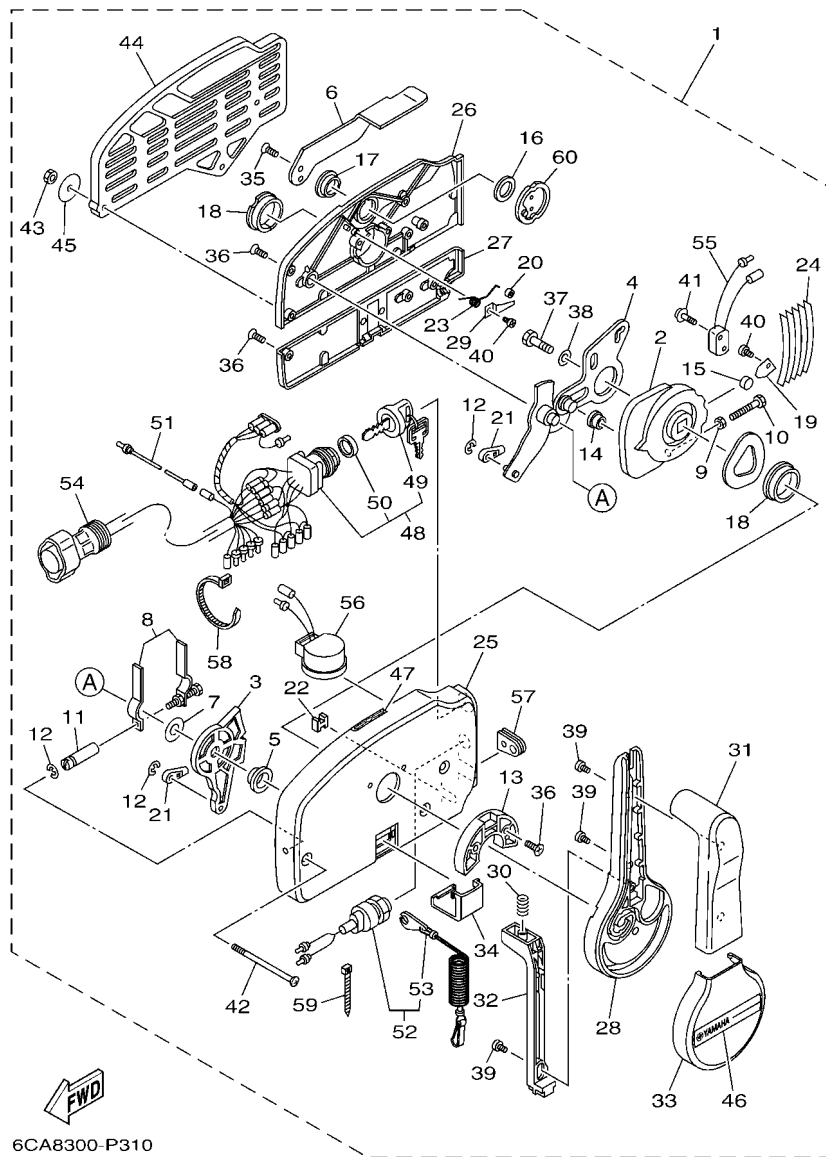
**FIG. 37 REMOTE CONTROL BOX**

**CONTROL REMOTO COMPLETO**



FWD  
6FX1300-P340

REF. NO.	PART NO. CODIGO N°	DESCRIPTION DESCRIPCION	ED	EHD	EHT	ET	REMARKS OBSERVACIONES
1	703-48201-B1	REMOTE CONTROL ASSY (10P) REMOTO CONTROL COMPL. (10P)	1				AP WITHOUT PT/T SW.
2	703-48205-B2	REMOTE CONTROL ASSY (10P, PTT) REMOTO CONTROL COMPL. (10P)				1	AP WITH PT/T SW.
3	701-48320-30	CABLE, REMOTE CONTROL L=14F CABLE CONTROL REMOTO L=14F	2			2	AP WITH PT/T SW.



6CA8300-P310

FIG. 38 REMOTE CONTROL ASSY 1

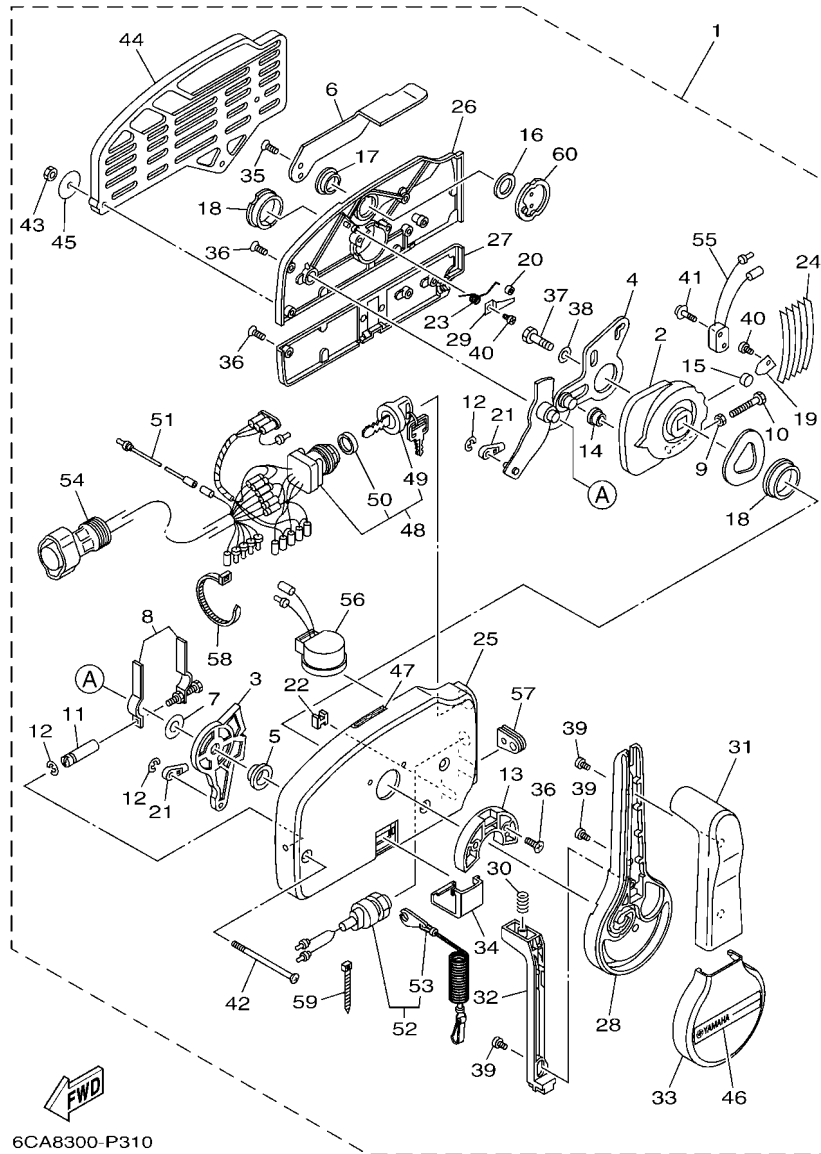
CONTROL REMOTO COMPL 1

REF. NO.	PART NO. CODIGO N°	DESCRIPTION DESCRIPCION	ED	EHD	EHT	ET	REMARKS OBSERVACIONES
1	703-48201-B1	REMOTE CONTROL ASSY (10P) REMOTO CONTROL COMPL. (10P)	1				AP WITHOUT PT/T SW. AP WITHOUT PT/T SW.
2	703-48232-00	.GEAR .ENGRANAJE 1	1				
3	703-48271-00	.ARM, SHIFT .BRAZO CAMBIADOR	1				
4	703-48261-01	.ARM, THROTTLE .BRAZO ACELERADOR	1				
5	703-48235-00	.BUSHING .BUJE	1				
6	703-48152-10	.KNOB, FREE ACCEL. .PERILLA	1				
7	703-48268-00	.SPACER .ESPACIADOR 3	1				
8	703-48264-00	.FRICTION, THROTTLE .FRICCION DE ACELERADOR	1				
9	95380-05600	.NUT .TUERCA	1				
10	97380-05025	.BOLT .TORNILLO HEXAGONAL	1				
11	703-48265-10	.SHAFT, FRICTION .EJE FRICCION	1				
12	93430-06024	.CIRCLIP .SEGURO	3				
13	703-48245-00	.PLATE, LOCK .PLACA CERRADURA	1				
14	703-48252-00	.ROLLER, CAM .RODILLO LEVA	1				
15	701-48248-00	.ROLLER, FREE ACCEL. .RODILLO ACELERADOR LIBRE	1				
16	703-48198-00	.WASHER, WAVE .RONDANA ONDULADA 3	1				
17	703-48243-00	.BUSHING .BUJE 3	1				
18	703-48236-00	.BUSHING 1 .BUJE	2				
19	703-48189-00	.RETAINER .RETENEDOR	1				
20	703-48234-00	.ROLLER, DETENT .RODILLO	1				
21	703-48345-01	.CABLE END, REMOTE CONTROL 2 .TERMINAL CABLE DE CONTROL REMO	2				
22	703-48358-00	.ANCHOR, CABLE .ABRAZADERA CABLE	1				
23	703-48244-00	.SPRING, FREE ACCEL. .RESORTE ACELERADOR LIBRE	1				
24	703-48238-00	.SPRING, DETENT .RESORTE	5				
25	703-48211-10	.HOUSING, 1 .CAJA	1				
26	703-48212-10	.BACK PLATE 1 .PLACA TRASERA 1	1				
27	703-48213-10	.BACK PLATE 2 .PLACA TRASERA 2	1				



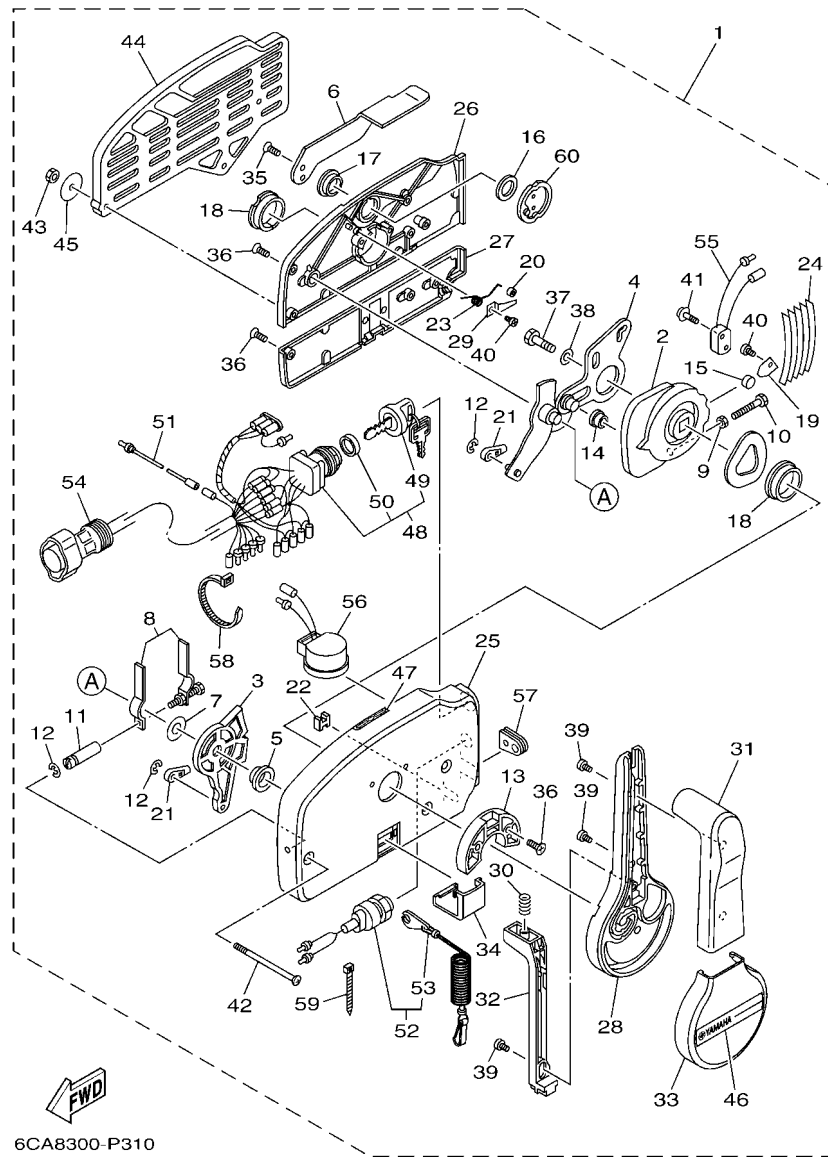
FIG. 38 REMOTE CONTROL ASSY 1

CONTROL REMOTO COMPL 1



6CA8300-P310

REF. NO.	PART NO. CODIGO N°	DESCRIPTION DESCRIPCION	ED	EHD	EHT	ET	REMARKS OBSERVACIONES
28	703-48221-10	.LEVER, CONTROL .PALANCA CONTROL	1				
29	703-48246-00	.SPACER .ESPACIADOR	1				
30	703-48227-00	.SPRING, NEUTRAL LOCK .RESORTE DE SEGURO	1				
31	703-48222-30	.GRIP, CONTROL LEVER .MANGO DE PALANCA CONTROL	1				SINGLE SINGLE
32	703-48223-10	.LOCK, NEUTRAL .CERRADURA NEUTRO	1				
33	703-48225-10	.COVER .CUBIERTA	1				
34	703-48219-10	.COVER, LEAD .CUBIERTA	1				
35	703-48281-00	.SCREW .TORNILLO 1	2				
36	703-44189-20	.SCREW .TORNILLO	7				
37	97380-08030	.BOLT .TORNILLO HEXAGONAL	1				
38	92990-08600	.WASHER, PLATE .ARANDELA PLANA	1				
39	703-48128-10	.SCREW 2 .TORNILLO 2	3				
40	98580-04006	.SCREW, PAN HEAD .TORNILLO DE CABEZA CRUZADA	2				
41	703-48129-00	.SCREW 3 .TORNILLO 3	2				
42	703-44189-30	.SCREW .TORNILLO	3				
43	95380-06600	.NUT, HEXAGON .TUERCA	3				
44	703-48293-10	.SPACER, REMOTE CONTROL .ESPACIADOR	1				SINGLE SINGLE
45	701-48287-00	.WASHER .ARANDELA	3				
46	703-48215-10	.GRAPHIC .CALCOMANIA 1	1				
47	6X3-44191-00	.INDICATOR, SHIFT .INDICADOR DE CAMBIOS	1				
48	703-82510-13	.MAIN SWITCH ASSY .CONJUNTO DE LLAVE IGNICION	1				PRIME START PRIME START
49	676-82577-01	.CAP, KEY .TAPA	1				
50	703-82532-00	.CAP .TAPA	1				
51	703-82531-00	.WIRE, LEAD (L70) .CABLE CONDUCTOR (L70)	1				
52	688-82575-02	.ENGINE STOP SWITCH ASSY .INTERRUPTOR DE PARADA COMPL	1				
53	682-82556-00	.LANYARD, STOP SWITCH .CORDON DE INTERRUPTOR PARADA	1				
54	688-8258A-20	.EXTENSION, WIRE HARNESS (4.9M) .EXTENSION, ARNES DE CABLES (4.	1				(10P) (10P)

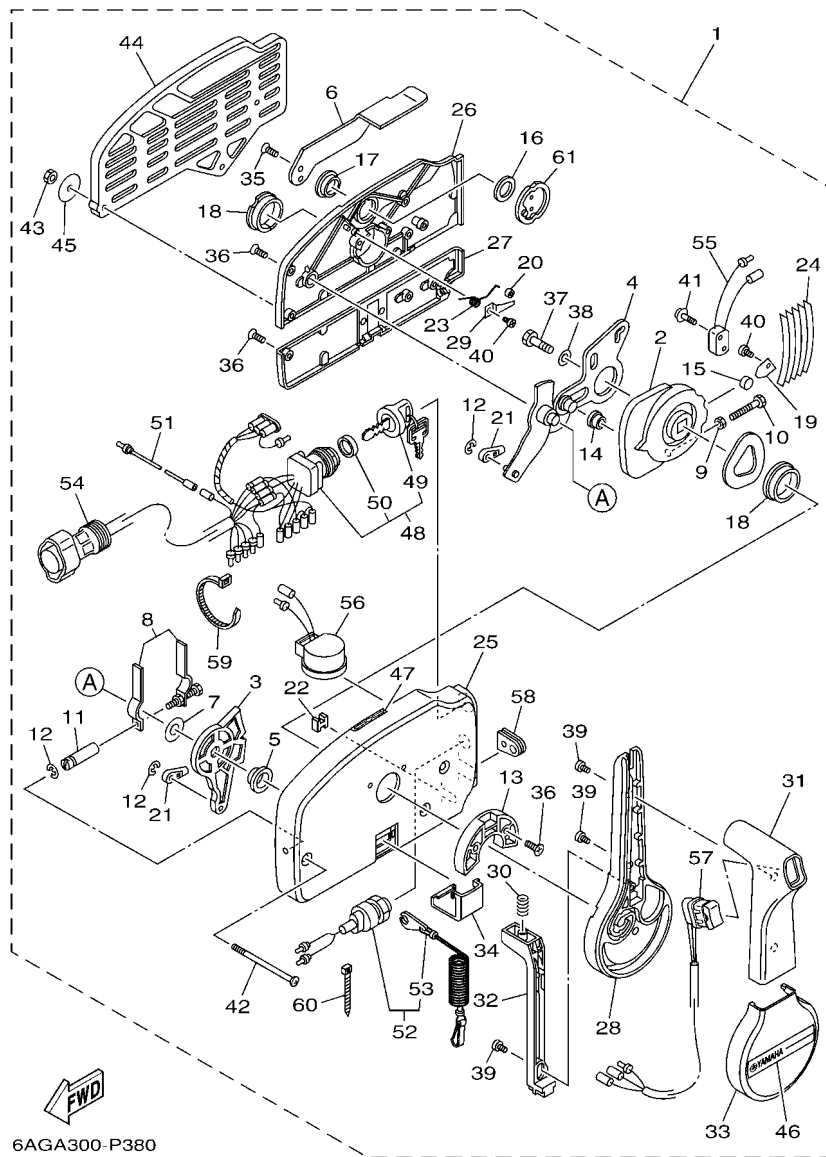


6CA8300-P310

FIG. 38 REMOTE CONTROL ASSY 1

CONTROL REMOTO COMPL 1

REF. NO.	PART NO. CODIGO N°	DESCRIPTION DESCRIPCION	ED	EHD	EHT	ET	REMARKS OBSERVACIONES
55	703-82540-00	.NEUTRAL SWITCH ASSY .INTERRUPTOR NEUTRAL COMPL	1				
56	703-83383-11	.BUZZER .ZUMBADOR	1				
57	703-48284-00	.GROMMET .TAPON	1				
58	703-82591-00	.BAND .BANDA	1				
59	703-82592-00	.BAND .BANDA	1				
60	703-48153-00	.SHAFT, FREE ACCEL. .EJE	1				



6AGA300-P380

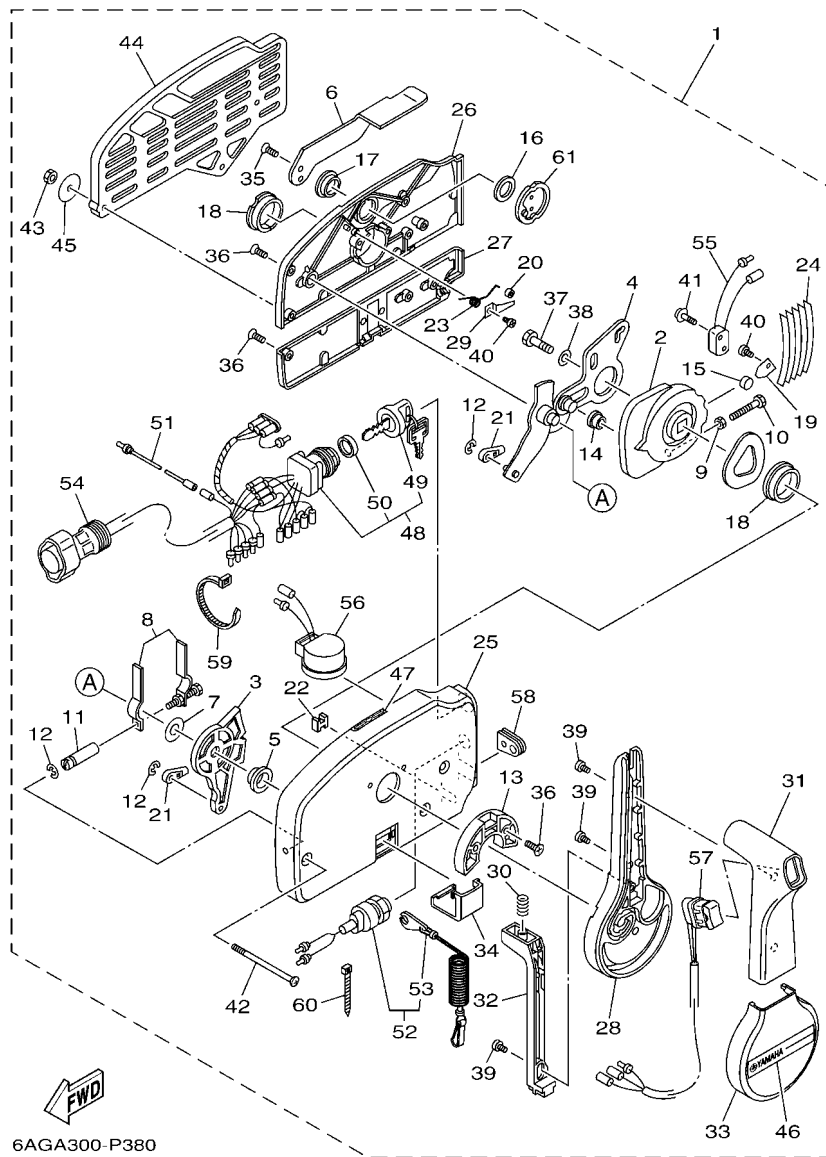
FIG. 39 REMOTE CONTROL ASSY 2

CONTROL REMOTO COMPL 2

REF. NO.	PART NO. CODIGO N°	DESCRIPTION DESCRIPCION	ED	EHD	EHT	ET	REMARKS OBSERVACIONES
1	703-48205-B2	REMOTE CONTROL ASSY (10P, PTT) REMOTO CONTROL COMPL. (10P)				1	AP WITH PT/T SW. AP WITH PT/T SW.
2	703-48232-00	.GEAR .ENGRANAJE 1				1	
3	703-48271-00	.ARM, SHIFT .BRAZO CAMBIADOR				1	
4	703-48261-01	.ARM, THROTTLE .BRAZO ACELERADOR				1	
5	703-48235-00	.BUSHING .BUJE				1	
6	703-48152-10	.KNOB, FREE ACCEL. .PERILLA				1	
7	703-48268-00	.SPACER .ESPACIADOR 3				1	
8	703-48264-00	.FRICTION, THROTTLE .FRICCION DE ACELERADOR				1	
9	95380-05600	.NUT .TUERCA				1	
10	97380-05025	.BOLT .TORNILLO HEXAGONAL				1	
11	703-48265-10	.SHAFT, FRICTION .EJE FRICCION				1	
12	93430-06024	.CIRCLIP .SEGURO				3	
13	703-48245-00	.PLATE, LOCK .PLACA CERRADURA				1	
14	703-48252-00	.ROLLER, CAM .RODILLO LEVA				1	
15	701-48248-00	.ROLLER, FREE ACCEL. .RODILLO ACELERADOR LIBRE				1	
16	703-48198-00	.WASHER, WAVE .RONDANA ONDULADA 3				1	
17	703-48243-00	.BUSHING .BUJE 3				1	
18	703-48236-00	.BUSHING 1 .BUJE				2	
19	703-48189-00	.RETAINER .RETENEDOR				1	
20	703-48234-00	.ROLLER, DETENT .RODILLO				1	
21	703-48345-01	.CABLE END, REMOTE CONTROL 2 .TERMINAL CABLE DE CONTROL REMO				2	
22	703-48358-00	.ANCHOR, CABLE .ABRAZADERA CABLE				1	
23	703-48244-00	.SPRING, FREE ACCEL. .RESORTE ACELERADOR LIBRE				1	
24	703-48238-00	.SPRING, DETENT .RESORTE				5	
25	703-48211-10	.HOUSING, 1 .CAJA				1	
26	703-48212-10	.BACK PLATE 1 .PLACA TRASERA 1				1	
27	703-48213-10	.BACK PLATE 2 .PLACA TRASERA 2				1	

FIG. 39 REMOTE CONTROL ASSY 2

CONTROL REMOTO COMPL 2

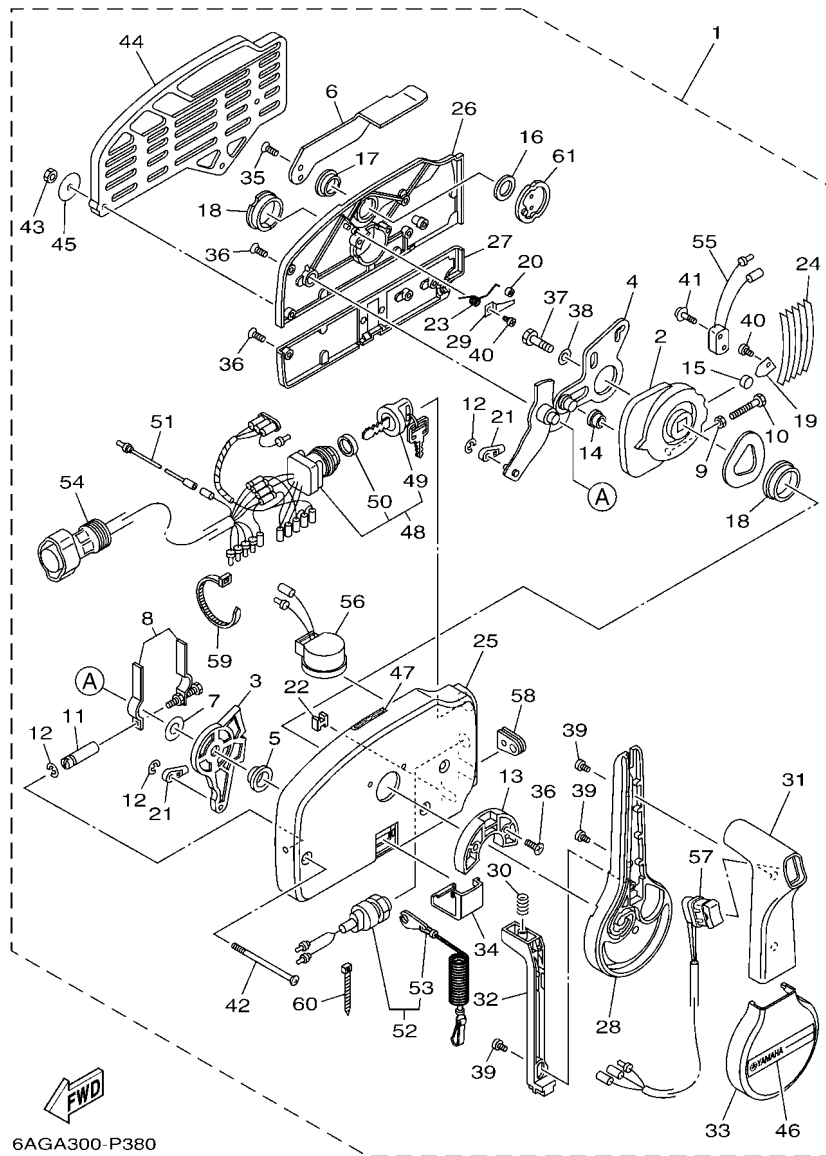


6AGA300-P380

REF. NO.	PART NO. CODIGO N°	DESCRIPTION DESCRIPCION	ED	EHD	EHT	ET	REMARKS OBSERVACIONES
28	703-48221-10	.LEVER, CONTROL .PALANCA CONTROL				1	
29	703-48246-00	.SPACER .ESPACIADOR				1	
30	703-48227-00	.SPRING, NEUTRAL LOCK .RESORTE DE SEGURO				1	
31	703-48222-20	.GRIP, CONTROL LEVER .MANGO DE PALANCA CONTROL				1	SINGLE SINGLE
32	703-48223-10	.LOCK, NEUTRAL .CERRADURA NEUTRO				1	
33	703-48225-10	.COVER .CUBIERTA				1	
34	703-48219-10	.COVER, LEAD .CUBIERTA				1	
35	703-48281-00	.SCREW .TORNILLO 1				2	
36	703-44189-20	.SCREW .TORNILLO				7	
37	97380-08030	.BOLT .TORNILLO HEXAGONAL				1	
38	92990-08600	.WASHER, PLATE .ARANDELA PLANA				1	
39	703-48128-10	.SCREW 2 .TORNILLO 2				3	
40	98580-04006	.SCREW, PAN HEAD .TORNILLO DE CABEZA CRUZADA				2	
41	703-48129-00	.SCREW 3 .TORNILLO 3				2	
42	703-44189-30	.SCREW .TORNILLO				3	
43	95380-06600	.NUT, HEXAGON .TUERCA				3	
44	703-48293-10	.SPACER, REMOTE CONTROL .ESPACIADOR				1	SINGLE SINGLE
45	701-48287-00	.WASHER .ARANDELA				3	
46	703-48215-10	.GRAPHIC .CALCOMANIA 1				1	
47	6X3-44191-00	.INDICATOR, SHIFT .INDICADOR DE CAMBIOS				1	
48	703-82510-13	.MAIN SWITCH ASSY .CONJUNTO DE LLAVE IGNICION				1	PRIME START PRIME START
49	676-82577-01	.CAP, KEY .TAPA				1	
50	703-82532-00	.CAP .TAPA				1	
51	703-82531-00	.WIRE, LEAD (L70) .CABLE CONDUCTOR (L70)				1	
52	688-82575-02	.ENGINE STOP SWITCH ASSY .INTERRUPTOR DE PARADA COMPL				1	
53	682-82556-00	.LANYARD, STOP SWITCH .CORDON DE INTERRUPTOR PARADA				1	
54	688-8258A-20	.EXTENSION, WIRE HARNESS (4.9M) .EXTENSION, ARNES DE CABLES (4.				1	(10P) (10P)

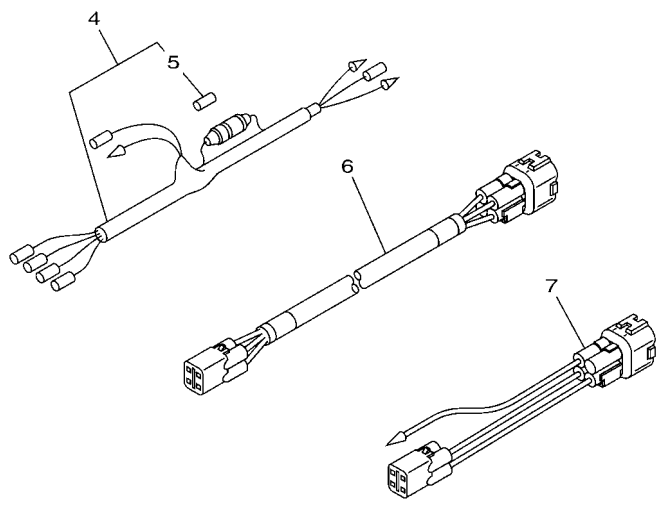
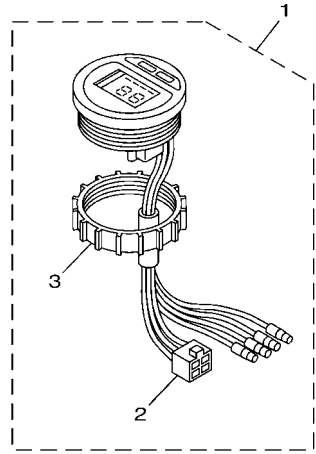
FIG. 39 REMOTE CONTROL ASSY 2

CONTROL REMOTO COMPL 2



6AGA300-P380

REF. NO.	PART NO. CODIGO N°	DESCRIPTION DESCRIPCION	ED	EHD	EHT	ET	REMARKS OBSERVACIONES
55	703-82540-00	.NEUTRAL SWITCH ASSY .INTERRUPTOR NEUTRAL COMPL				1	
56	703-83383-11	.BUZZER .ZUMBADOR				1	
57	703-82563-31	.TRIM & TILT SWITCH ASSY .INTERRUPTOR DE INCLINACION				1	
58	703-48284-00	.GROMMET .TAPON				1	
59	703-82591-00	.BAND .BANDA				1	
60	703-82592-00	.BAND .BANDA				1	
61	703-48153-00	.SHAFT, FREE ACCEL. .EJE				1	



6BCE200-R390

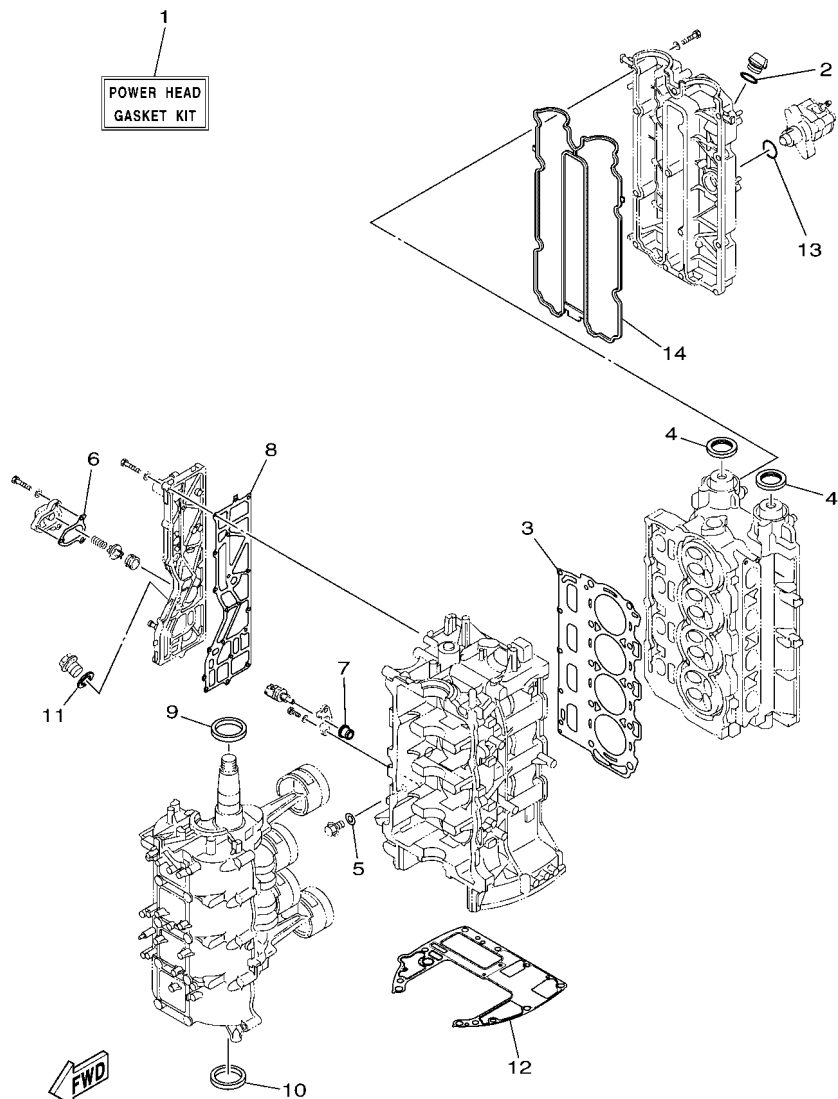
**FIG. 40 METER**

**MEDIDOR**

REF. NO.	PART NO. CODIGO N°	DESCRIPTION DESCRIPCION	ED	EHD	EHT	ET	REMARKS OBSERVACIONES
1	6Y5-8350T-E0	TACHOMETER ASSY TACOMETRO COMPLETO	1			1	AP AP
2	9E450-04533	.CONNECTOR .CONECTOR	1			1	F-4-W F-4-W
3	6Y8-84383-00	.NUT, RING .TUERCA ANILLO	1			1	
4	6Y5-83553-00	WIRE, LEAD (L=2.5M) CABLE CONDUCTOR (L=2.5M)	1			1	AP AP
5	1E6-82151-00	.FUSE (10A) .FUSIBLE (10A)	1			1	
6	6Y5-83653-20	WIRE, LEAD (L=7.0M) CABLE CONDUCTOR (L=7.0M)	1			1	AP 4P,7M AP 4P,7M
7	6Y5-8350U-10	WIRE, LEAD CABLE CONDUCTOR	1			1	AP AP
<hr/>							
<hr/>							
<hr/>							
<hr/>							
<hr/>							
<hr/>							
<hr/>							
<hr/>							
<hr/>							
<hr/>							

FIG. 41 REPAIR KIT 1

ESTUCHE REPARATION 1

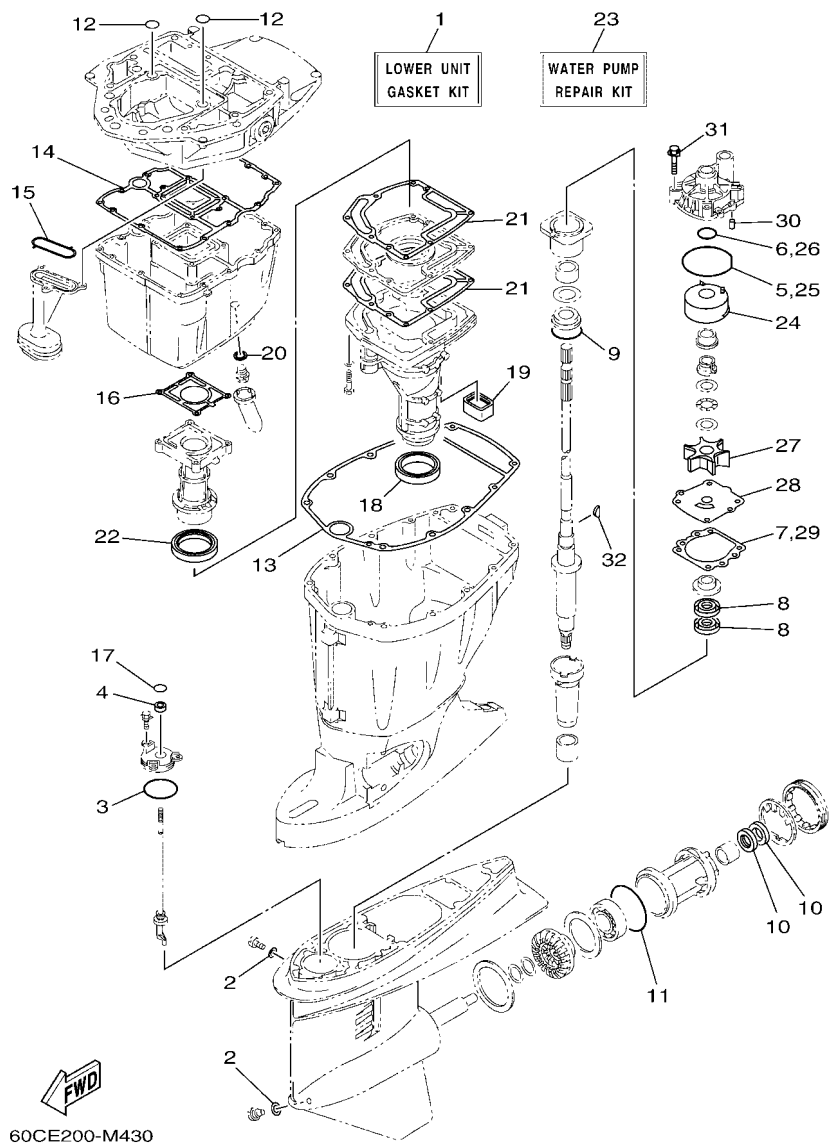


6D67110-K320

REF. NO.	PART NO. CODIGO N°	DESCRIPTION DESCRIPCION	ED	EHD	EHT	ET	REMARKS OBSERVACIONES
1	6D8-W0001-04	POWER HEAD GASKET KIT JUEGO DE EMPAQUE DE MOTOR	1	1	1	1	
2	93210-24M79	.O-RING .ANILLO O	1	1	1	1	
3	67F-11181-03	.GASKET, CYLINDER HEAD 1 .JUNTA, DE CULATA 1	1	1	1	1	
4	93102-38008	.OIL SEAL .SELLO ACEITE	2	2	2	2	
5	90430-14115	.GASKET .JUNTA	1	1	1	1	
6	67F-12435-A0	.GASKET .EMPAQUE	1	1	1	1	
7	68V-85753-00	.GASKET, SENDER UNIT .EMPAQUE DE UNIDAD TRANSMISORA	1	1	1	1	
8	67F-41114-A2	.GASKET, EXHAUST OUTER COVER .EMPAQUE	1	1	1	1	
9	93102-48017	.OIL SEAL .SELLO ACEITE	1	1	1	1	
10	93101-48001	.OIL SEAL .SELLO ACEITE	1	1	1	1	
11	90201-186F1	.WASHER, PLATE .ARANDELA PLANA	1	1	1	1	
12	68V-11351-00	.GASKET, CYLINDER .JUNTA, DE CILINDRO	1	1	1	1	
13	93210-30682	.O-RING .ANILLO O	1	1	1	1	
14	6D8-11356-01	.SEAL, CYLINDER 2 .RETEN ACEITE CILINDRO 2	1	1	1	1	

FIG. 42 REPAIR KIT 2

ESTUCHE REPARATION 2



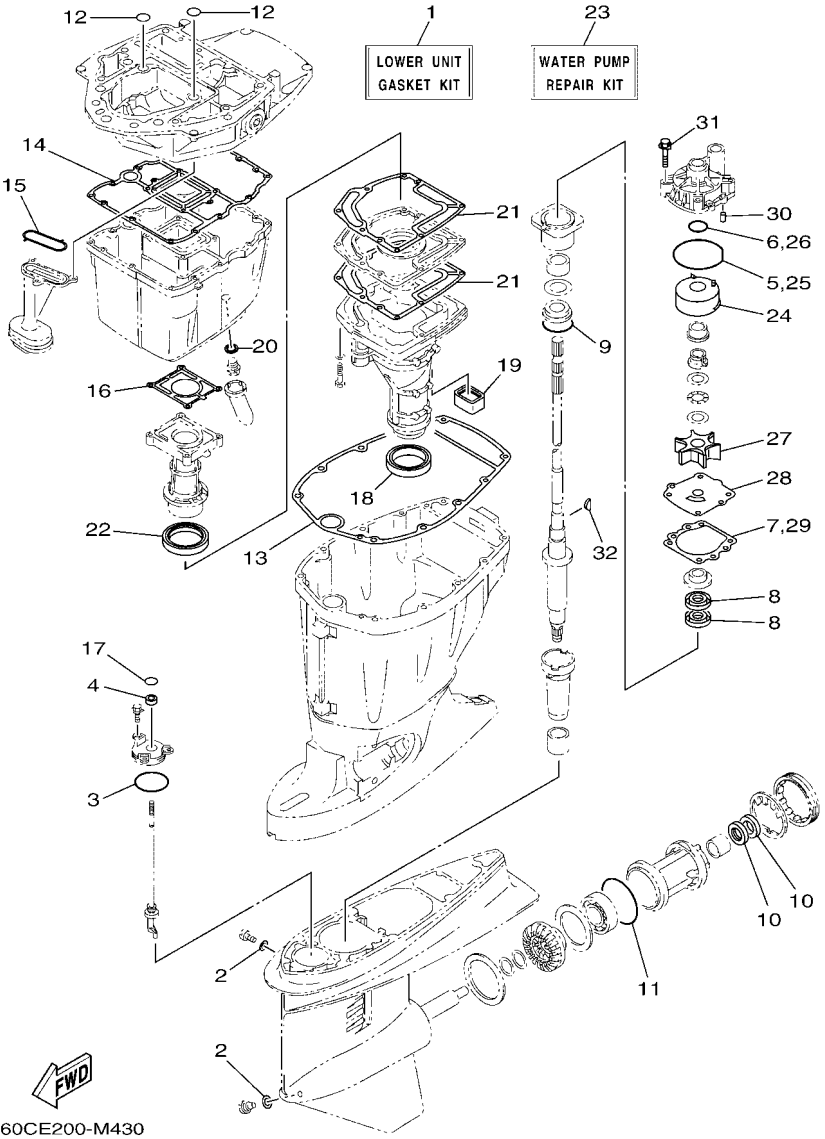
60CE200-M430

REF. NO.	PART NO. CODIGO N°	DESCRIPTION DESCRIPCION	ED	EHD	EHT	ET	REMARKS OBSERVACIONES
1	68V-W0001-21	LOWER UNIT GASKET KIT JUEGO DE EMPAQUE UNIDAD INFER.	1	1	1	1	
2	90430-08003	.GASKET .JUNTA	2	2	2	2	
3	93210-58144	.O-RING .ANILLO O	1	1	1	1	
4	93106-09014	.OIL SEAL .SELLO ACEITE	1	1	1	1	
5	93210-86M38	.O-RING .ANILLO O	1	1	1	1	
6	93210-37160	.O-RING .ANILLO O	1	1	1	1	
7	6E5-44315-A0	.GASKET, WATER PUMP .EMPAQUE	1	1	1	1	
8	93101-28M16	.OIL SEAL .SELLO ACEITE	2	2	2	2	
9	93210-55M14	.O-RING .ANILLO O	1	1	1	1	
10	93101-30M17	.OIL SEAL .SELLO ACEITE	2	2	2	2	
11	93210-86M39	.O-RING .ANILLO O	1	1	1	1	
12	93210-19MJ1	.O-RING .ANILLO O	2	2	2	2	
13	67F-45113-00	.GASKET, UPPER CASING .EMPAQUE	1	1	1	1	
14	68V-15312-00	.GASKET, OIL PAN .EMPAQ BANDEJA DE ACEITE	1	1	1	1	
15	67F-13415-00	.SEAL, OIL STRAINER .SELLO COLADOR ACEITE	1	1	1	1	
16	67F-41133-A1	.GASKET, EXHAUST MANIFOLD 1 .EMPAQUE ESCAPE MULTIPLE	1	1	1	1	
17	93210-09165	.O-RING .ANILLO O	1	1	1	1	
18	68V-45123-00	.GASKET, MUFFLER .EMPAQUE SILENCIADOR	1	1	1	1	
19	67F-45127-00	.SEAL .SELLO DE GOMA	1	1	1	1	
20	90430-14M09	.GASKET .JUNTA	1	1	1	1	
21	67F-41134-A0	.GASKET, EXHAUST MANIFOLD .EMPAQUE	2	2	2	2	
22	67F-41138-00	.SEAL, EXT. 1 .SELLO, ESCAPE 1	1	1	1	1	
23	60C-W0078-00	WATER PUMP REPAIR KIT ESTUCHE REPARACION BOMBA AGUA	1	1	1	1	
24	6R3-44322-42	.INSERT, CARTRIDGE .CARTUCHO	1	1	1	1	
25	93210-86M38	.O-RING .ANILLO O	1	1	1	1	
26	93210-37160	.O-RING .ANILLO O	1	1	1	1	
27	6E5-44352-01	.IMPELLER .IMPULSOR	1	1	1	1	



FIG. 42 REPAIR KIT 2

ESTUCHE REPARATION 2



REF. NO.	PART NO. CODIGO N°	DESCRIPTION DESCRIPCION	ED	EHD	EHT	ET	REMARKS OBSERVACIONES
28	60C-44323-40	.OUTER PLATE, CARTRIDGE .PLACA EXTERIOR DEL CARTUCHO	1	1	1	1	
29	6E5-44315-A0	.GASKET, WATER PUMP .EMPAQUE	1	1	1	1	
30	93606-12019	.PIN, DOWEL .PASADOR DE CLAVIJA	2	2	2	2	
31	90119-08M14	.BOLT, WITH WASHER .TORNILLO CON ARANDELA	4	4	4	4	
32	90280-04M05	.KEY, WOODRUFF .CUNA WOODRUFF	1	1	1	1	
-----							
-----							
-----							
-----							
-----							
-----							
-----							
-----							
-----							
-----							

NUMERICAL INDEX  
INDICE NUMERICO

PART NO. CODIGO N°	REF. NO.	PART NO. CODIGO N°	REF. NO.	PART NO. CODIGO N°	REF. NO.	PART NO. CODIGO N°	REF. NO.	PART NO. CODIGO N°	REF. NO.	PART NO. CODIGO N°	REF. NO.
6D8-11110-20-9S	5 - 2	4G0-12118-00	6 - 6	67F-13119-01	32 - 17	6D8-14182-20	10 - 2	6D8-24315-00	9 - 8	67F-28100-11	12 - 31
62Y-11119-00	3 - 8	6D8-12121-10	6 - 2	63P-13131-00	12 - 19	6C5-14191-00	10 - 13	6D8-24316-00	9 - 13	67F-2812A-00	15 - 21
67F-11133-10	5 - 3	6D8-12153-00	6 - 9	67F-13149-00	32 - 21	6D8-14200-01	7 - 1	6D8-24317-01	9 - 18	6D8-41113-51-9S	3 - 11
67F-11168-00	5 - 19	6D8-12153-10	6 - 9	6D8-13161-00	7 - 13	6C5-14225-00	10 - 25	6C5-24321-00	11 - 4	67F-41114-A2	3 - 17
67F-11181-03	5 - 14	6D8-12153-20	6 - 9	6C5-1319C-00	7 - 11	6C5-14251-00	11 - 13	6C5-24322-00	11 - 5		41 - 8
	41 - 3	6D8-12153-30	6 - 9	67F-13300-10	32 - 12	6D8-14291-00	8 - 5	6C5-24323-00	11 - 6	60C-41131-01-9S	31 - 7
6D8-11191-01-9S	5 - 18	6D8-12153-40	6 - 9	67F-13314-02	32 - 13	6D8-14292-00	8 - 8	6D8-24324-01	11 - 7	67F-41133-A1	31 - 8
67F-11192-01	5 - 24	6D8-12153-50	6 - 9	67F-13329-00	32 - 15	6C5-14386-00	10 - 5	6D8-24325-10	11 - 8		42 - 16
69J-11301-00	3 - 34	6D8-12153-60	6 - 9	67F-13338-00	32 - 23	6C5-14397-00	10 - 14	6Y1-24329-00	35 - 5	67F-41134-A0	31 - 14
	5 - 8	6D8-12153-70	6 - 9	67F-13339-00	32 - 22	6D6-14440-02	8 - 12	6E5-24351-51	35 - 10		42 - 21
6E5-11325-00	1 - 1	6D8-12153-80	6 - 9	67F-13411-00	32 - 8	6C5-14446-00	7 - 14	6Y2-24360-60	35 - 12	67F-41137-02-CA	31 - 3
	3 - 15	6D8-12153-90	6 - 9	67F-13415-00	32 - 11	6C5-14496-00	7 - 9	6X4-24364-00	22 - 9	67F-41138-00	31 - 16
67F-11325-01	1 - 2	6D8-12153-A0	6 - 9		42 - 15	6C5-14546-10	10 - 4	63D-24367-00	22 - 8		42 - 22
	1 - 4	6D8-12153-B0	6 - 9	6D8-13428-01	9 - 3	6C5-14567-00	10 - 15	68V-24374-00	12 - 22	682-41237-00	24 - 41
	3 - 35	6D8-12153-C0	6 - 9	68V-13437-63	13 - 22	60C-14711-10-9S	31 - 10	6R3-24377-00	12 - 2	6D8-41237-00	24 - 40
	5 - 9	6D8-12153-D0	6 - 9	5GH-13440-70	1 - 3	60C-14711-30-9S	31 - 10	6D8-24378-00	3 - 24	6X4-41291-00	20 - 8
67F-11328-00	3 - 36	6D8-12153-E0	6 - 9		3 - 44	6D8-14960-20	10 - 12	6C5-24379-00	11 - 18	6BC-42101-04	20 - 1
	5 - 10	6D8-12153-F0	6 - 9	67F-13473-01	32 - 14	6C5-14984-10	1 - 8	6C5-24387-00	11 - 15	6X4-42101-85	20 - 1
68V-11351-00	3 - 43	6D8-12153-G0	6 - 9	67F-13495-00	32 - 16		10 - 23	6D8-24410-10	12 - 16	6X4-42111-02-8D	20 - 2
	41 - 12	6D8-12153-H0	6 - 9	6D8-13542-01	11 - 3	6C5-14985-00	10 - 3	68V-24411-00	12 - 21	6X4-42115-00	20 - 22
6D8-11356-01	5 - 22	6D8-12153-J0	6 - 9	6C5-13545-00	11 - 19	6D8-15100-02	3 - 2	68V-24412-00	12 - 17	6X4-42119-01	20 - 5
	41 - 14	6D8-12153-K0	6 - 9	6D8-13546-01	11 - 2	67F-15142-00	3 - 10	68V-24413-10	12 - 23	6X4-42121-11-8D	22 - 2
676-11372-00	3 - 12	6D8-12153-L0	6 - 9	6D8-13557-00	7 - 4	68V-15311-00-CA	32 - 1	6D8-24414-00	12 - 25	63D-42121-22-8D	20 - 55
6D8-11411-01	4 - 1	6D8-12153-M0	6 - 9	6C5-13577-00	11 - 11	68V-15312-00	32 - 7	6C5-2441R-10	10 - 6	63D-42126-00	20 - 17
6D8-11416-00	4 - 2	6D8-12153-N0	6 - 9	6C5-13593-00	10 - 20		42 - 14	6C5-2441T-10	10 - 7	6X4-42128-00	20 - 13
6D8-11416-10	4 - 2	6D8-12153-P0	6 - 9	67F-13631-03	32 - 20	63P-15316-00	32 - 2	68V-24423-00	12 - 20	6X4-42131-11	20 - 52
6D8-11416-20	4 - 2	6D8-12153-R0	6 - 9	6D8-13641-01	7 - 2	6D8-15362-00	32 - 27	68V-24444-00	12 - 26	6X4-42137-00	20 - 7
6D8-11417-00	4 - 3	6D8-12153-S0	6 - 9	6D8-13645-00	7 - 3	6G8-15363-00	5 - 30	6C5-24444-00	11 - 10	6D8-42154-00	24 - 26
6D8-11417-10	4 - 3	6D8-12153-T0	6 - 9	6C5-13716-00	10 - 22	6D8-15373-00	8 - 17	6C5-24453-00	10 - 8	6D8-42157-00	24 - 33
6D8-11417-20	4 - 3	6D8-12153-U0	6 - 9	6C5-13739-00	11 - 1	6C5-21337-10	10 - 24	68V-24454-00	12 - 18	6X4-42159-00	20 - 46
6D8-11417-30	4 - 3	6D8-12153-V0	6 - 9	6D8-13750-00	7 - 5	6D8-2134X-00	9 - 22	6D8-24469-00	12 - 9	68V-42171-00	24 - 34
6D8-11418-00	4 - 4	6D8-12171-00	6 - 10	6D8-13761-00	7 - 15	6C5-21841-01	11 - 12	68V-24471-10	12 - 24	6X4-42177-00	20 - 6
6D8-11418-10	4 - 4	6D8-12181-00	6 - 11	67F-13769-00	32 - 18	6D8-2413X-01	9 - 17	69J-24502-00	9 - 12	67G-42508-11	23 - 1
6D8-11418-20	4 - 4	67F-12411-01	1 - 5	6C5-13781-00	10 - 21	68V-24149-00	12 - 27	6D8-24519-00	12 - 10	68V-42510-11-8D	28 - 1
6D8-11536-01	6 - 21		5 - 26	6D8-13782-00	8 - 11	6YJ-24167-00	35 - 7	6D8-2451B-00	11 - 21	68V-42510-31-8D	28 - 1
67F-11537-00	6 - 13	67F-12412-00	5 - 27	6C5-13906-01	10 - 9	69J-24170-00	9 - 7	6D8-24560-01	12 - 5	6X4-42526-00	23 - 11
67F-11590-00	6 - 16	68V-12413-00-9S	5 - 28	6C5-13907-00	10 - 17	6D8-2417H-01	9 - 10	6D8-24562-00	12 - 8	63D-42527-00	23 - 6
67F-11595-00	6 - 19	6G5-12416-00	3 - 28	6C5-13910-10	10 - 16	69J-2419A-01	9 - 20	6D8-24563-00	1 - 10	63D-42528-00	23 - 16
60C-11603-10	4 - 7	67F-12435-A0	3 - 32	67F-13914-00	32 - 19	6YJ-24201-20	35 - 1		12 - 6	67G-42541-00	23 - 4
60C-11604-10	4 - 7		41 - 6	6C5-13915-00	1 - 7	6C5-24251-00	1 - 9	6D8-24564-00	1 - 11	6D8-42541-00	3 - 19
6D8-11656-00	4 - 8	67F-1243A-00	3 - 40		10 - 19		11 - 20		12 - 7	67G-42541-10	23 - 7
6D8-11656-10	4 - 8	67F-1246A-A0-9S	3 - 31	6D8-13974-00	11 - 16	6YJ-24260-10	35 - 3	6D8-24566-00	12 - 12	68V-42541-20	3 - 26
6D8-11656-20	4 - 8	67F-12535-01	19 - 33	6C5-1410B-00	7 - 16	6Y1-24268-00	35 - 6	6C5-24592-00	10 - 10	67G-42546-00	23 - 5
6D8-11656-30	4 - 8	6DR-12572-00	19 - 32	6C5-14127-10	10 - 18	6Y2-24305-06	35 - 13	6YJ-24610-01	35 - 2	67G-42561-00	23 - 14
6D8-12111-00	6 - 1	6R3-12581-00	19 - 40	6X4-14137-00	20 - 26	6Y2-24306-45	35 - 8	67G-26301-10	20 - 40	67G-42562-00	23 - 15
6D8-12113-00	6 - 4	6R3-12582-00	19 - 41	6D8-14148-00	11 - 14	6D8-24311-00	12 - 15	6X4-26367-00	20 - 35	6BC-42610-31	2 - 1
6D8-12116-00	6 - 3	6R3-12583-00	19 - 42	6BG-14149-00	11 - 9	67F-24312-00	19 - 43		20 - 42	6BC-42610-41	2 - 1
26H-12117-00	6 - 5	6D8-13105-01	7 - 10	6D8-14180-22	10 - 1	6D8-24314-01	9 - 5	67F-28100-02	12 - 31	67F-42613-00-8D	2 - 10

NUMERICAL INDEX  
INDICE NUMERICO

PART NO. CODIGO N°	REF. NO.	PART NO. CODIGO N°	REF. NO.	PART NO. CODIGO N°	REF. NO.	PART NO. CODIGO N°	REF. NO.	PART NO. CODIGO N°	REF. NO.	PART NO. CODIGO N°	REF. NO.
67F-42615-00	2 - 13	64E-43126-00	27 - 31	63P-43843-10	29 - 53	6X4-44188-00	20 - 15	688-45214-02	34 - 10	6E5-45587-20	33 - 36
6BC-42614-01	2 - 2	64E-43131-01	25 - 9	6H1-43844-10	29 - 45	703-44189-20	38 - 36	688-45215-02	34 - 11	6E5-45587-30	33 - 36
61N-42628-00	2 - 12		27 - 9	63P-43844-20	29 - 51		39 - 36	663-45251-00	1 - 13	6E5-45587-40	33 - 36
67F-42628-00	2 - 14	64D-43144-00	19 - 14	63P-43845-20	29 - 34	703-44189-30	38 - 42		26 - 3	6E5-45587-50	33 - 36
67F-42647-00	2 - 3	66T-43144-00	25 - 21	63P-43847-10	29 - 29		39 - 42	6G5-45251-02	1 - 12	6E5-45587-60	33 - 36
67F-42649-00	2 - 8		27 - 21	6H1-4384G-11	29 - 44	6X3-44191-00	20 - 50		25 - 2	6E5-45611-01	33 - 46
68V-42652-00	2 - 6	6E5-43145-01	36 - 8	63P-4384G-20	29 - 55		38 - 47		27 - 2	68V-45631-01	33 - 53
67F-42662-00	2 - 9	6G5-43148-00	25 - 26	63P-4384H-10	29 - 32		39 - 47	60C-45300-13-8D	33 - 1	6E5-45633-01	33 - 54
60C-42675-10	2 - 17		27 - 26	63P-43851-20	29 - 48	60H-44194-00	28 - 25	60C-45300-33-8D	33 - 1	6E5-45634-02	33 - 47
60C-42676-10	2 - 19	6BC-43181-00	25 - 23	63P-43854-10	29 - 30	61A-44311-01	33 - 23	6E5-45301-07-8D	33 - 2	688-45930-02	34 - 26
6BC-42677-00	2 - 15	6G5-43181-02	27 - 23	68V-43855-10	29 - 52	6E5-44312-00	34 - 4	6E5-45318-00	31 - 21	688-45932-60	34 - 26
6BC-42678-10	2 - 16	6BC-43185-00	25 - 24	6H1-43856-10	29 - 46		34 - 20	6E5-45321-00	33 - 13	6E5-45941-00	34 - 26
6BC-42678-20	2 - 16	6G5-43185-02	27 - 24	63P-43857-10	29 - 59	6E5-44315-A0	33 - 30	6E5-45331-00-9S	33 - 33	6E5-45943-00	34 - 26
6AJ-4267A-00	2 - 20	6BC-43311-00-8D	25 - 18	63P-4385H-10	29 - 60		42 - 7	6E5-45332-00-CA	33 - 55	6E5-45945-01	34 - 26
60C-42681-10	2 - 18	6BC-43311-10-8D	25 - 18	63P-43861-20	29 - 7		42 - 29	688-45341-10	33 - 7	6E5-45947-00	34 - 26
6D8-42710-00-8D	19 - 1	64E-43311-20-8D	27 - 18	6H1-43862-00	29 - 10	6R3-44322-42	33 - 24	6E5-45344-00	33 - 39	6E5-45949-00	34 - 26
648-42715-00	24 - 23	682-43318-01	23 - 8		29 - 12		42 - 24	6E5-45371-01	1 - 16	6E5-45952-00	34 - 26
61A-42716-00	19 - 45	6G1-43318-01	26 - 6	63P-43862-10	29 - 24	60C-44323-40	33 - 29		34 - 14	6E5-45954-00	34 - 26
67F-42717-00	19 - 27	63P-43338-10	29 - 54	63P-43863-10	29 - 8		42 - 28	688-45375-00	34 - 9	6E5-45956-00	34 - 26
6D8-42717-00	19 - 21	61A-43376-00	28 - 30	6H1-43866-01	29 - 39	6E5-44352-01	33 - 27	663-45376-00	34 - 8	688-45970-03	34 - 26
68F-42723-10-8D	17 - 11	6BC-43631-00	26 - 4	62X-4386K-00	30 - 7		42 - 27	6E5-45378-00	33 - 10	688-45972-02	34 - 26
67F-42724-00	31 - 2	63D-43691-00	25 - 14	62X-43871-00	29 - 27	6BC-44361-10	34 - 2	688-45383-02	33 - 65	688-45974-02	34 - 26
68V-42725-00	19 - 19	68V-43800-10	29 - 1	63P-43875-20	29 - 22	6BC-44361-30	34 - 2	688-45384-02	33 - 66	688-45976-01	34 - 26
6X4-42725-01	20 - 54	63P-43801-10	29 - 4	61A-43876-00	29 - 36	6E5-44365-00	34 - 3	68V-45501-10	33 - 41	688-45978-60	34 - 26
68V-42725-10	22 - 1	63P-43802-20	29 - 37	63P-43876-10	29 - 19		34 - 19	68V-45501-30	33 - 41	63P-45987-00	34 - 21
688-42726-10	19 - 24	6EK-43804-11	30 - 3	61A-43878-00	29 - 65	6E5-44366-00	34 - 1	61A-45527-00	33 - 22	688-45997-01	34 - 22
6H1-42726-21	19 - 24	6EK-43805-01	30 - 2	63P-43879-10	30 - 8	69J-44391-00	9 - 16	6E5-45536-00	33 - 9	67F-46241-00	6 - 15
6G1-42727-00	31 - 6	6EK-4380F-00	30 - 6	68V-43880-10	30 - 1	6BL-44391-00	19 - 25	61A-45538-00	33 - 19	6X4-47731-01	20 - 24
6X4-42727-00	21 - 18	68V-4380L-10	29 - 2	68V-43881-10	30 - 10	67F-44514-01	28 - 18	68V-45551-00	33 - 42	703-48128-10	38 - 39
6X4-42728-00	21 - 8	64E-4380P-10	29 - 9	6EK-43882-00	30 - 11	67F-44526-00	28 - 21	68V-45560-00	33 - 44		39 - 39
6X4-42728-10	20 - 64	64E-43810-10	29 - 3	6EK-43892-00	30 - 4	6G5-44526-00	25 - 3	6E5-45567-01	33 - 5	703-48129-00	20 - 29
6X4-42735-00	22 - 7	63P-43811-20	29 - 6	69J-4389J-00	29 - 33		27 - 3	6E5-45567-10	33 - 5		38 - 41
67F-42738-00-8D	19 - 17	63P-43814-20	29 - 13	6X4-44100-01	20 - 21	67F-44533-00	28 - 23	6E5-45567-20	33 - 5		39 - 41
67F-42741-01-8D	19 - 46	6CJ-43816-00	29 - 61	6X4-44102-00	20 - 23	68V-44551-00-8D	28 - 6	6E5-45567-30	33 - 5	703-48152-10	38 - 6
6H4-42748-00	19 - 26	63P-43816-10	29 - 20	6X4-44114-00	21 - 16	68V-44553-00-8D	28 - 16	6E5-45567-40	33 - 5		39 - 6
6D8-42756-02	19 - 20	6BC-43818-00	26 - 9	6D8-44117-00-94	24 - 5	61A-44555-01	28 - 9	6E5-45567-50	33 - 5	703-48153-00	38 - 60
6EE-42794-40	19 - 52		27 - 16	68V-44118-00	24 - 19	61A-44575-00	28 - 8	6E5-45567-60	33 - 5		39 - 61
67F-42815-00-8D	19 - 5	63P-4381C-20	29 - 41	60C-44120-11	24 - 14	68V-45111-11-8D	31 - 18	68V-45571-00	33 - 57	6X4-48154-00	20 - 18
67F-42816-00-8D	19 - 6	63P-4381J-10	29 - 62	60C-44120-31	24 - 14	68V-45111-31-8D	31 - 18	6E5-45576-00	33 - 58	703-48189-00	38 - 19
68V-42818-01	19 - 9	63P-43820-20	29 - 26	67F-44121-00	24 - 11	67F-45113-00	31 - 26	6L6-45577-00	33 - 62		39 - 19
6X4-42821-00	20 - 30	63P-43821-20	29 - 25	68V-44122-01	24 - 8		42 - 13	6L6-45577-10	33 - 62	703-48198-00	38 - 16
67F-42828-00-9S	19 - 7	63P-43822-20	29 - 23	6X4-44132-00	20 - 25	68V-45123-00	31 - 11	6L6-45577-20	33 - 62		39 - 16
6BC-43107-01-8D	26 - 1	6CJ-43829-10	29 - 17	67F-44135-00	24 - 31		42 - 18	6L6-45577-30	33 - 62	703-48201-B1	37 - 1
6BC-43111-00-8D	25 - 1	63P-4382A-10	29 - 31	6X4-44139-01	20 - 9	67F-45127-00	31 - 17	6L6-45577-40	33 - 62		38 - 1
68V-43111-01-8D	27 - 1	63P-4382C-20	29 - 15	6L6-44150-02	33 - 17		42 - 19	6L6-45577-50	33 - 62	703-48205-B2	37 - 2
6BC-43112-00-8D	25 - 6	68V-43830-10	29 - 42	6X4-44159-A0-8D	20 - 47	67F-45151-00	31 - 23	6L6-45577-60	33 - 62		39 - 1
68V-43112-01-8D	27 - 6	69J-43831-00	29 - 66	6X4-44173-00	20 - 48	6C5-45155-00	31 - 25	6E5-45587-01	33 - 36	703-48211-10	38 - 25
64E-43126-00	26 - 12	6H1-43841-11	29 - 18	6X4-44177-00	20 - 12	67F-45181-00-CA	31 - 15	6E5-45587-10	33 - 36		39 - 25

NUMERICAL INDEX  
INDICE NUMERICO

PART NO. CODIGO N°	REF. NO.	PART NO. CODIGO N°	REF. NO.	PART NO. CODIGO N°	REF. NO.	PART NO. CODIGO N°	REF. NO.	PART NO. CODIGO N°	REF. NO.	PART NO. CODIGO N°	REF. NO.
703-48212-10	38 - 26	703-48268-00	38 - 7	67F-81813-00	18 - 6	67F-8215B-20	16 - 5	6X4-82586-20	21 - 10	K0A-A3721-00	6 - 7
	39 - 26		39 - 7	68F-81820-00	18 - 7	6EK-82181-00	30 - 5	6E5-82587-00	17 - 12	K0A-A3722-00	6 - 8
703-48213-10	38 - 27	703-48271-00	38 - 3	67F-81821-00	18 - 13	63P-82310-01	14 - 5	6E5-82588-00	19 - 28	6D8-W0001-04	41 - 1
	39 - 27		39 - 3	6K7-81826-11	18 - 24	68V-82317-00	14 - 2	61A-82588-01	24 - 44	68V-W0001-21	42 - 1
6X4-48215-00	20 - 4	703-48281-00	38 - 35	69J-81828-00	18 - 25	6A0-82317-00	15 - 11	6D8-82588-01	16 - 9	60C-W0078-00	1 - 17
703-48215-10	38 - 46		39 - 35	6C5-8182L-00	7 - 8		15 - 22	688-8258A-20	38 - 54		42 - 23
	39 - 46	703-48284-00	38 - 57	67F-81830-00	18 - 17	663-82317-01	13 - 19		39 - 54	6D8-W009A-05-9S	5 - 1
703-48219-10	38 - 34		39 - 58	67F-81832-00	18 - 11	67F-82341-00	14 - 6	6BC-82590-20	16 - 1	6BC-W009B-06-9S	3 - 1
	39 - 34	701-48287-00	38 - 45	67F-81836-00	18 - 12	67F-82342-00	14 - 7	6BC-82590-30	16 - 1	60C-W1164-20	4 - 5
703-48221-10	38 - 28		39 - 45	6C5-81839-00	18 - 21	67F-82343-00	14 - 10	6BC-82590-41	16 - 1	60C-W1164-30	4 - 5
	39 - 28	703-48293-10	38 - 44	67F-8183R-00	18 - 15	67F-82344-00	14 - 11	703-82591-00	38 - 58	90101-06057	26 - 5
703-48222-20	39 - 31		39 - 44	60V-8183T-00	18 - 18	67F-82361-00	14 - 8		39 - 59	90101-12014	20 - 56
703-48222-30	38 - 31	701-48320-30	37 - 3	69J-81840-11	18 - 4		14 - 12	703-82592-00	38 - 59	90101-12M03	25 - 31
703-48223-10	38 - 32	67G-48321-20	20 - 33	67F-81841-00	18 - 14		14 - 14		39 - 60		27 - 36
	39 - 32	6FM-48344-00	24 - 3	60X-81842-00	18 - 20	67F-82362-00	14 - 9	68V-82594-00	15 - 14	90105-06M07	3 - 37
703-48225-10	38 - 33		24 - 24	67F-81846-00	18 - 26		14 - 13	60V-8259F-00	24 - 43		5 - 11
	39 - 33	703-48345-01	38 - 21	67F-81850-00	18 - 2	6D8-82388-01	14 - 16	6X4-83383-00	21 - 11	90105-06M14	15 - 2
703-48227-00	38 - 30		39 - 21	67F-81857-00	18 - 9	6D8-82389-01	16 - 13	703-83383-11	38 - 56	90105-10M00	34 - 15
	39 - 30	703-48358-00	38 - 22	6C5-81869-00	18 - 23	6D8-82398-01	16 - 18		39 - 56	90109-06M80	19 - 49
703-48232-00	38 - 2		39 - 22	67F-81891-00	18 - 16	68V-82504-00	17 - 10	6X4-83386-00	21 - 12	90109-06M81	19 - 29
	39 - 2	68V-48511-01	28 - 26	6D8-81919-00	15 - 32	6X4-82510-11	21 - 1	6Y5-83504-22	17 - 16	90109-06M82	19 - 8
703-48234-00	38 - 20	63D-48538-00	20 - 38	6D8-81919-10	15 - 33	703-82510-13	38 - 48	6Y5-8350T-E0	40 - 1	90109-06M86	17 - 14
	39 - 20		20 - 44	60V-81925-00	18 - 28		39 - 48	6Y5-8350U-10	40 - 7		19 - 15
703-48235-00	38 - 5	67F-48538-00	24 - 1	68V-81941-02	18 - 22	6X4-82510-21	21 - 1	6BC-83519-00	17 - 7		19 - 23
	39 - 5	6X4-48538-00	20 - 34	6X4-81942-01	21 - 21	703-82531-00	38 - 51	6Y5-83553-00	40 - 4		19 - 31
703-48236-00	38 - 18	6X4-48538-10	20 - 41	68V-81942-03	15 - 20		39 - 51	6G5-83557-00	22 - 6		19 - 39
	39 - 18	6E5-61350-02	36 - 1	68V-81948-03	15 - 10	703-82532-00	21 - 3	6E5-83558-00	34 - 17		24 - 2
703-48238-00	38 - 24	6E5-61351-01	36 - 2	61A-81949-00	15 - 30		38 - 50	6E5-83558-10	33 - 12	90109-06M96	19 - 18
	39 - 24	6E5-61355-00	36 - 5	68V-8194A-00	15 - 5		39 - 50	6FM-83589-00	21 - 19	90109-12007	28 - 20
703-48243-00	38 - 17	6C5-81145-00	7 - 7	60E-81950-00	15 - 3	6X4-82540-00	20 - 28	67F-83614-00	17 - 13	90109-14007	28 - 13
	39 - 17	6C5-81146-10	7 - 12	63P-81950-00	15 - 27	703-82540-00	38 - 55	6D8-83626-00	5 - 32	90110-12M00	25 - 15
703-48244-00	38 - 23	445-81328-20	13 - 7	68V-81953-00	15 - 6		39 - 55	6X4-83653-00	21 - 14	90116-10062	22 - 3
	39 - 23	6D8-8132G-10	17 - 1	6D8-81960-10	14 - 21	6D8-82544-00	8 - 22	6Y5-83653-20	40 - 6		28 - 27
703-48245-00	38 - 13	6D8-81332-00	13 - 14	6EE-81994-40	13 - 24	682-82556-00	21 - 6	68F-83688-00	7 - 17	90119-06087	8 - 7
	39 - 13	6D8-81337-00	13 - 16	6EE-81995-40	13 - 23		38 - 53	6C5-84301-00	21 - 15		8 - 10
703-48246-00	38 - 29	63D-81345-20	13 - 5	68V-82105-01	15 - 1		39 - 53	6Y8-84383-00	40 - 3	90119-06113	8 - 15
	39 - 29	6D8-81410-00	13 - 4	6G5-82119-00	15 - 9	6X4-82563-01	21 - 8	6X4-85415-00	21 - 20	90119-06M08	9 - 1
701-48248-00	38 - 15	6D8-81450-00	13 - 1	682-82119-01	15 - 31	63D-82563-11	17 - 11	689-85547-00	12 - 1	90119-06M10	33 - 16
	39 - 15	6D8-81460-00	13 - 2	6E5-82148-00	25 - 5	703-82563-31	39 - 57	6D8-85547-00	13 - 18	90119-06M59	9 - 25
703-48252-00	38 - 14	6D8-81518-00	15 - 16		27 - 5	69W-82575-00	21 - 5	6D8-85580-00	13 - 3		14 - 4
	39 - 14	6D8-81528-02	15 - 17		27 - 34	688-82575-02	38 - 52	68V-85753-00	17 - 5		15 - 13
6X4-48261-00	20 - 27	68V-81673-10	13 - 8	66K-82149-00	25 - 20		39 - 52		41 - 7	90119-06M79	5 - 25
703-48261-01	38 - 4	68V-81800-03	18 - 1	68V-82149-30	25 - 20	676-82577-01	21 - 2	67F-85757-00	17 - 4	90119-06M83	12 - 30
	39 - 4	69J-81801-11	18 - 5		27 - 20		38 - 49	6D8-85790-00	17 - 3	90119-06MA2	3 - 33
703-48264-00	38 - 8	67F-81807-00	18 - 10	1E6-82151-00	40 - 5		39 - 49	6C5-85885-00	7 - 6		17 - 6
	39 - 8	67F-81808-00	18 - 8	67F-82151-00	16 - 2	689-8257Y-00	21 - 7	6BC-8591A-05	14 - 1	90119-06MA4	3 - 18
703-48265-10	38 - 11	67F-81809-00	18 - 19	67F-82151-10	16 - 3	6D8-82581-01	16 - 11	6C5-87226-00	10 - 11	90119-07234	5 - 7
	39 - 11	67F-81810-00	18 - 3	67F-8215B-10	16 - 4	68F-82582-00	18 - 29	K1C-A3275-00	4 - 6	90119-07235	5 - 5

NUMERICAL INDEX  
INDICE NUMERICO

PART NO. CODIGO N°	REF. NO.	PART NO. CODIGO N°	REF. NO.	PART NO. CODIGO N°	REF. NO.	PART NO. CODIGO N°	REF. NO.	PART NO. CODIGO N°	REF. NO.	PART NO. CODIGO N°	REF. NO.
90119-08069	8 - 1	90201-10060	26 - 7	90386-12003	20 - 61	90462-06018	19 - 35	90468-10005	20 - 39	93101-28M16	42 - 8
90119-08091	28 - 19		27 - 14	90386-15M73	19 - 10	90462-10027	24 - 7		20 - 45	93101-30M17	33 - 60
90119-08M03	8 - 3	90201-10M02	24 - 29	90386-22M98	26 - 11	90464-08004	14 - 17	90468-18008	24 - 4		42 - 10
90119-08M14	33 - 32		24 - 37		26 - 13	90464-08M07	21 - 4		24 - 10	93101-48001	4 - 10
	42 - 31	90201-10M20	36 - 7		27 - 17	90464-09M31	3 - 25		24 - 13		41 - 10
90119-08M22	19 - 2	90201-10M76	23 - 10		27 - 32	90464-09M42	20 - 36		24 - 25	93102-38008	6 - 24
90119-08M58	31 - 1	90201-12035	20 - 60	90386-25M31	25 - 11	90464-10010	3 - 22	90480-09M12	10 - 27		41 - 4
90119-08M66	3 - 5	90201-12426	25 - 33		27 - 11	90464-11009	3 - 23	90480-10M23	9 - 23	93102-48008	4 - 9
90119-08M74	23 - 2		27 - 38	90386-26MA3	20 - 51	90464-12M58	15 - 15	90480-12072	5 - 21	93102-48017	41 - 9
90119-08M91	5 - 17	90201-12M09	28 - 22	90386-38M32	28 - 4	90464-15007	9 - 2	90480-12314	13 - 17	93106-09014	33 - 15
90119-10050	6 - 14	90201-13M01	25 - 32	90386-90M90	24 - 16	90464-18004	3 - 21	90480-13M24	15 - 18		42 - 4
90119-10054	26 - 8		27 - 37	90387-06013	24 - 35	90464-18246	7 - 18		19 - 50	93106-19N50	29 - 5
	27 - 15	90201-15M58	28 - 12	90387-06119	13 - 20		19 - 22	90480-14329	14 - 18	93210-064A5	29 - 40
90119-10058	28 - 17	90201-16M55	28 - 11		14 - 3	90464-30003	14 - 22	90480-20M05	3 - 30		29 - 50
90119-10M08	31 - 19	90201-186F1	3 - 14		15 - 12		17 - 15	90480-22M15	19 - 3	93210-07N51	29 - 47
90119-10M72	6 - 20		41 - 11	90387-06263	32 - 10	90464-76001	8 - 16	90501-12082	24 - 22	93210-08287	35 - 14
90119-10M88	3 - 4	90201-22M01	33 - 20	90387-06289	9 - 24		16 - 6	90501-16M11	3 - 29	93210-09165	24 - 15
90119-10M89	34 - 7	90201-24014	13 - 12	90387-06M05	15 - 24	90465-06M86	17 - 8	90501-16M37	33 - 48		29 - 16
90152-05007	20 - 10	90201-26M59	25 - 12	90387-06M21	24 - 27	90465-08M23	14 - 19	90501-23215	20 - 14		42 - 17
90152-05M07	34 - 12		27 - 12	90387-06M43	19 - 51		19 - 30	90506-14M24	25 - 30	93210-11N52	29 - 21
90152-06M01	26 - 2	90201-30M92	33 - 63	90387-06M69	10 - 26	90465-11M10	3 - 20		27 - 30	93210-12327	29 - 35
90155-10005	5 - 16	90201-38M60	28 - 2	90387-07013	8 - 14		3 - 27	90506-16M34	19 - 16	93210-12N52	29 - 38
90157-05M19	35 - 4	90202-07M07	24 - 9	90387-08033	8 - 2		9 - 6	90506-16M39	6 - 17	93210-16275	36 - 9
90159-06M28	19 - 48	90202-32M19	28 - 10	90387-08M37	19 - 4		9 - 9	90560-12M01	36 - 4	93210-19MJ1	32 - 26
90167-06002	19 - 34	90202-40M47	28 - 5	90387-10M05	25 - 28		9 - 14	91312-04020	29 - 57		42 - 12
90170-16M01	33 - 43	90206-10M04	24 - 30		27 - 28		9 - 19	91312-05035	29 - 63	93210-24M79	5 - 31
90170-40008	6 - 22		24 - 38	90387-10M61	36 - 3		11 - 17	91380-06025	29 - 67		41 - 2
90171-18M04	34 - 24	90206-12M22	20 - 58	90387-12M02	20 - 59		12 - 3	91490-20010	20 - 11	93210-29375	29 - 28
90176-14003	28 - 14	90206-15M18	19 - 11	90387-22018	26 - 10		12 - 11		20 - 20	93210-30682	12 - 29
90179-06M24	2 - 11	90206-22M19	33 - 21	90401-20007	3 - 45		12 - 28	91490-20015	24 - 18		41 - 13
90179-08003	18 - 27	90249-06M19	25 - 27	90430-06M03	3 - 38		17 - 18	91490-40030	34 - 25	93210-37160	33 - 26
90179-24002	13 - 13		27 - 27		5 - 12		19 - 44	91609-16010	29 - 11		42 - 6
90185-05002	34 - 13	90250-08M07	33 - 52	90430-08003	1 - 15		34 - 18	91690-30020	25 - 29		42 - 26
90185-08057	23 - 13	90280-04008	6 - 23		33 - 8	90465-11M59	3 - 41		27 - 29	93210-37MH7	28 - 3
90185-09M01	36 - 6	90280-04M05	33 - 28		42 - 2		8 - 18	91690-50014	8 - 4	93210-554A9	30 - 12
90185-10027	22 - 4		42 - 32	90430-14115	3 - 7	90465-12M03	8 - 20	91809-08006	5 - 6	93210-55M14	33 - 38
	28 - 28	90280-05015	13 - 11		41 - 5	90465-12M53	15 - 23	92903-08100	18 - 32		42 - 9
90185-10M14	23 - 9	90282-04010	33 - 64	90430-14M09	1 - 14	90465-13M11	16 - 17	92990-06100	2 - 4	93210-58144	33 - 14
90185-12M12	20 - 63	90340-08002	33 - 6		32 - 4	90465-13M18	15 - 26	92990-08600	38 - 38		42 - 3
	25 - 17	90340-14M06	3 - 6		42 - 20		16 - 15		39 - 38	93210-68N50	29 - 14
	28 - 24		32 - 3	90445-076K2	34 - 16		16 - 15	92990-12200	20 - 57	93210-86M38	33 - 25
90185-22M11	25 - 13	90340-18M09	3 - 13	90445-07ME8	33 - 11		28 - 29		25 - 16		42 - 5
	27 - 13	90344-51019	5 - 4	90445-07ME9	33 - 11	90465-13M24	22 - 11	92990-12600	20 - 62		42 - 25
90201-06068	19 - 12	90386-06M12	24 - 12	90445-13M01	35 - 9	90465-13M30	22 - 12	92990-18200	34 - 23	93210-86M39	33 - 61
90201-06M31	24 - 36	90386-08001	8 - 13	90445-13M27	12 - 4	90465-13M97	16 - 7	92995-06100	19 - 37		42 - 11
90201-06M62	24 - 28	90386-08032	20 - 16	90445-13M35	35 - 11	90467-09M03	9 - 15	92995-06200	19 - 38	93306-208U0	33 - 56
90201-08M01	23 - 3	90386-10M16	25 - 25	90445-15M03	6 - 18	90467-20M15	3 - 42	92995-14600	28 - 15	93315-425U7	33 - 45
90201-09M02	24 - 17		27 - 25	90447-22007	22 - 5		8 - 19	93101-28M16	33 - 34	93315-430U8	33 - 59

NUMERICAL INDEX  
INDICE NUMERICO

PART NO. CODIGO N°	REF. NO.	PART NO. CODIGO N°	REF. NO.	PART NO. CODIGO N°	REF. NO.	PART NO. CODIGO N°	REF. NO.	PART NO. CODIGO N°	REF. NO.	PART NO. CODIGO N°	REF. NO.
93315-628U9	33 - 3	95780-10300	28 - 31	97E95-06512	16 - 19						
93317-330U2	33 - 35	95812-06025	32 - 9								
93332-000U7	33 - 4	95D95-06010	31 - 27	97E95-06514	14 - 20						
93341-930V2	33 - 37	95D95-06020	13 - 21		15 - 19						
93410-22M11	26 - 14	95D95-06025	8 - 23		16 - 12						
	27 - 33	97380-05025	38 - 10	97E95-06516	9 - 21						
93410-37M04	28 - 7		39 - 10		12 - 14						
93420-36M01	31 - 22	97380-08030	38 - 37		17 - 2						
93430-06024	38 - 12		39 - 37		22 - 10						
	39 - 12	97513-06520	15 - 29	97E95-06520	3 - 9						
93501-04M02	24 - 21	97513-08545	18 - 30		8 - 9						
93501-08001	29 - 49	97602-04316	30 - 9	97E95-06525	5 - 29						
	29 - 58	97607-04110	13 - 6		24 - 39						
93503-16003	29 - 43	97607-04208	5 - 20	97E95-06530	5 - 23						
	33 - 51	97780-60620	15 - 7		8 - 6						
93505-32038	29 - 64		21 - 17		20 - 32						
93507-32009	33 - 49	97780-60625	15 - 4		25 - 4						
93511-32017	33 - 50		15 - 25		27 - 4						
93604-10011	29 - 56	97780-60920	20 - 49	97E95-06545	32 - 24						
93604-12M07	32 - 25	97980-05214	17 - 17	97E95-06550	24 - 6						
93605-10108	6 - 12	97980-06216	21 - 9	97E95-06610	15 - 8						
93606-12019	3 - 3		31 - 24		15 - 28						
	32 - 6	97985-04116	24 - 45	97E95-06616	14 - 24						
	33 - 31	97985-06210	13 - 15		16 - 8						
	42 - 30	97985-06212	25 - 7		16 - 16						
93606-19M23	31 - 13		27 - 7	97E95-06625	14 - 15						
93608-12M05	34 - 5	97985-06216	20 - 53		14 - 23						
93608-16M16	31 - 5	97D95-06008	19 - 36	97E95-06630	13 - 10						
	31 - 20	97D95-06010	25 - 22	97E95-06635	24 - 32						
93700-06002	20 - 3		27 - 22	97E95-08520	25 - 10						
	25 - 8	97D95-06014	20 - 37		27 - 10						
	25 - 19		20 - 43	97E95-08525	23 - 12						
	27 - 8		21 - 13		33 - 40						
	27 - 19	97D95-06016	19 - 13	97E95-08540	20 - 31						
94702-00391	1 - 6	97E75-06525	24 - 20	97E95-10545	34 - 6						
	5 - 33		32 - 5	98580-04006	38 - 40						
95333-08600	18 - 31	97E75-06530	31 - 12		39 - 40						
95380-05600	24 - 42	97E75-06570	31 - 9	98780-04016	3 - 16						
	38 - 9	97E75-08540	3 - 39	99001-08600	33 - 18						
	39 - 9		5 - 13	99530-08012	13 - 9						
95380-06600	2 - 5		31 - 4	99530-14016	5 - 15						
	19 - 47	97E95-06510	9 - 11	9E450-04533	40 - 2						
	20 - 19		27 - 35								
	38 - 43	97E95-06512	2 - 7								
	39 - 43		8 - 21								
95380-08600	12 - 13		9 - 4								
95380-12600	25 - 34		16 - 10								
	27 - 39		16 - 14								